

## **Independent Auditors' Report**

To  
The Members,  
**SRINAGAR BANIHAL EXPRESSWAY LIMITED**

### **Report on the Audit of the financial statements**

#### **Opinion**

We have audited the accompanying financial statements of **SRINAGAR BANIHAL EXPRESSWAY LIMITED** ("the Company"), which comprise the Balance Sheet as of 31st March, 2024, the Statement of Profit and Loss (Including other comprehensive income), the Statement of Changes in Equity, and the Statement Cash Flow for the year then ended, and a summary of the significant accounting policies and other explanatory information (hereinafter referred to as "Financial statements").

In our opinion and to the best of our information and according to the explanations given to us, the aforesaid financial statements give the information required by the Companies Act, 2013 ("the Act") in the manner so required and give a true and fair view in conformity with the Indian Accounting Standards prescribed under section 133 of the Act read with the Companies (Indian Accounting Standards) Rules, 2015, as amended, ("Ind AS") and other accounting principles generally accepted in India, of the state of affairs of the Company as at March 31, 2024, the Loss and total comprehensive income, changes in equity and its cash flows for the year ended on that date.

#### **Basis for Opinion**

We conducted our audit in accordance with the Standards on Auditing (SAs) specified under section 143(10) of the Companies Act, 2013. Our responsibilities under those Standards are further described in the Auditor's Responsibilities for the Audit of the Financial Statements section of our report. We are independent of the Company in accordance with the Code of Ethics issued by the Institute of Chartered Accountants of India together with the ethical requirements that are relevant to our audit of the financial statements under the provisions of the Companies Act, 2013 and the Rules there under, and we have fulfilled our other ethical responsibilities in accordance with these requirements and the ICAI's Code of Ethics. We believe that the audit evidence we have obtained is sufficient and appropriate to provide a basis for our opinion.

#### **Emphasis of Matter**

- a) We also draw attention to Note 35 to the accompanying financial statements, where deductions in earlier years were made by NHAI for Rs 2440.23 Mn from the annuities to the company and against which the independent engineer has now recommended for release of Rs 1872.75 Mn. NHAI has made further deductions of Rs 42.12 Mn during the year from the Annuities of the company. The company has initiated for all the balance recoveries from NHAI and is confident that the amount is fully recoverable. Pending the ultimate outcome of these matters, which is presently unascertainable, no adjustments have been made in the accompanying financial statements.

Our opinion is not qualified in respect of above matter

#### **Information Other than the Financial Statements and Auditor's Report thereon-**



The Company's Board of Directors is responsible for the other information. The other information comprises the Management Discussion and Analysis and Board's Report including Annexures to Board's Report but does not include the financial statements and our auditor's report thereon. The Board's Report including Annexures to Board's Report is expected to be made available to us after the date of this auditor's report.

Our opinion on the financial statements does not cover the other information and we do not express any form of assurance conclusion thereon.

In connection with our audit of the financial statements, our responsibility is to read the other information and, in doing so, consider whether the other information is materially inconsistent with the financial statements, or our knowledge obtained during the course of our audit or otherwise appears to be materially misstated.

When we read the Board's Report Including Annexures to Board's Report, if we conclude that there is a material misstatement therein, we are required to communicate the matter to those charged with governance.

### **Management's Responsibility for the Financial Statements**

The Company's Board of Directors is responsible for the matters stated in Section 134(5) of the Companies Act, 2013 ("the Act") with respect to the preparation of these financial statements that give a true and fair view of the financial position, financial performance including other comprehensive income, cash flows and changes in Equity of the Company in accordance with the accounting principles generally accepted in India, including the Indian Accounting Standards specified under Section 133 of the Act, read with relevant rules issued there under. This responsibility also includes maintenance of adequate accounting records in accordance with the provisions of the Act for safeguarding the assets of the Company and for preventing and detecting frauds and other irregularities; selection and application of appropriate accounting policies; making judgments and estimates that are reasonable and prudent; and design, implementation and maintenance of adequate internal financial controls, that were operating effectively for ensuring the accuracy and completeness of the accounting records, relevant to the preparation and presentation of the financial statements that give a true and fair view and are free from material misstatement, whether due to fraud or error.

In preparing the financial statements, management is responsible for assessing the Company's ability to continue as a going concern, disclosing, as applicable, matters related to going concern and using the going concern basis of accounting unless management either intends to liquidate the Company or to cease operations, or has no realistic alternative but to do so.


Those Board of Directors are also responsible for overseeing the company's financial reporting process.

### **Auditor's Responsibilities for the Audit of the Financial Statements**

Our objectives are to obtain reasonable assurance about whether the financial statements as a whole are free from material misstatement, whether due to fraud or error, and to issue an auditor's report that includes our opinion. Reasonable assurance is a high level of assurance but is not a guarantee that an audit conducted in accordance with SAs will always detect a material misstatement when it exists. Misstatements can arise from fraud or error and are considered material if, individually or in aggregate, they could reasonably be expected to influence the economic decisions of users taken on the basis of these financial statements.

As part of an audit in accordance with SAs, we exercise professional judgment and maintain professional skepticism throughout the audit. We also:

- Identify and assess the risks of material misstatement of the financial statements, whether due to fraud or error, design and perform audit procedures responsive to those risks, and obtain audit evidence that is sufficient and appropriate to provide a basis for our opinion. The risk of not detecting a material misstatement resulting



from fraud is higher than for one resulting from error, as fraud may involve collusion, forgery, intentional omissions, misrepresentations, or the override of internal control.

- Obtain an understanding of internal financial controls relevant to the audit in order to design audit procedures that are appropriate in the circumstances. Under section 143(3)(i) of the Act, we are also responsible for expressing our opinion on whether the Company has an adequate internal financial controls system in place and the operating effectiveness of such controls.

- Evaluate the appropriateness of accounting policies used and the reasonableness of accounting estimates and related disclosures made by management.

- Conclude on the appropriateness of management's use of the going concern basis of accounting and, based on the audit evidence obtained, whether a material uncertainty exists related to events or conditions that may cast significant doubt on the Company's ability to continue as a going concern. If we conclude that a material uncertainty exists, we are required to draw attention in our auditor's report to the related disclosures in the financial statements or, if such disclosures are inadequate, to modify our opinion. Our conclusions are based on the audit evidence obtained up to the date of our auditor's report. However, future events or conditions may cause the Company to cease to continue as a going concern.

- Evaluate the overall presentation, structure and content of the financial statements, including the disclosures, and whether the financial statements represent the underlying transactions and events in a manner that achieves fair presentation.

Materiality is the magnitude of misstatements in the financial statements that, individually or in aggregate, makes it probable that the economic decisions of a reasonably knowledgeable user of the financial statements may be influenced. We consider quantitative materiality and qualitative factors in (i) planning the scope of our audit work and in evaluating the results of our work; and (ii) to evaluate the effect of any identified misstatements in the financial statements.

We communicate with those charged with governance regarding, among other matters, the planned scope and timing of the audit and significant audit findings, including any significant deficiencies in internal control that we identify during our audit.

We also provide those charged with governance with a statement that we have complied with relevant ethical requirements regarding independence, and to communicate with them all relationships and other matters that may reasonably be thought to bear on our independence, and where applicable, related safeguards.

### **Report on Other Legal and Regulatory Requirements**

1. As required by the Companies (Auditor's Report) Order, 2020 ("the Order"), issued by the Central Government of India in terms of section 143(11) of the Act, we give in the Annexure -A a statement on the matters specified in paragraphs 3 and 4 of the Order.

2. As required by Section 143 (3) of the Act, we report that:

- (a) We have sought and obtained all the information and explanations which to the best of our knowledge and belief were necessary for the purposes of our audit.
- (b) In our opinion, proper books of account as required by law have been kept by the Company so far as it appears from our examination of those books.
- (c) The Balance Sheet, the Statement of Profit and Loss including other comprehensive income, the



statement of changes in Equity and the statement of Cash flows dealt with by this Report are in agreement with the relevant books of account.


- (d) In our opinion, the aforesaid financial statements comply with the Indian Accounting Standards specified under Section 133 of the Act, relevant rules issued there under.
- (e) On the basis of the written representations received from the directors as on 31<sup>st</sup> March 2024 taken on record by the Board of Directors, none of the directors is disqualified as on 31<sup>st</sup> March, 2024 from being appointed as a director in terms of Section 164 (2) of the Act.
- (f) with respect to the adequacy of the internal financial controls over financial reporting of the Company and the operating effectiveness of such controls, refer to our separate report in "Annexure B"; and
- (g) The company has not paid or provided any managerial remuneration during the year. Hence, with respect to the other matters to be included in the Auditor's Report in accordance with the requirements of section 197(16) of the Act is not applicable.
- (h) With respect to the other matters to be included in the Auditor's Report in accordance with Rule 11 of the Companies (Audit and Auditors) Rules, 2014, as amended in our opinion and to the best of our information and according to the explanations given to us:
  - i. The Company has disclosed the impact of pending litigations on its financial position in its financial statements – Refer note 36 to the standalone financial statements.
  - ii. The Company did not have any long-term contracts including derivative contracts for which there were any material foreseeable losses.
  - iii. There were no amounts which were required to be transferred to the Investor Education and Protection Fund by the Company.
  - iv. (a) The management has represented that, to the best of its knowledge and belief, other than as disclosed in the notes to the accounts, no funds have been advanced or loaned or invested (either from borrowed funds or share premium or any other sources or kind of funds) by the Company to or in any other persons or entities, including foreign entities ("Intermediaries"), with the understanding, whether recorded in writing or otherwise, that the Intermediary shall, whether, directly or indirectly lend or invest in other persons or entities identified in any manner whatsoever by or on behalf of the Company ("Ultimate Beneficiaries") or provide any guarantee, security or the like on behalf of the Ultimate Beneficiaries;
  - (b) The management has represented, that, to the best of its knowledge and belief, other than as disclosed in the notes to the accounts, no funds have been received by the Company from any persons or entities, including foreign entities ("Funding Parties"), with the understanding, whether recorded in writing or otherwise, that the Company shall, whether, directly or indirectly, lend or invest in other persons or entities identified in any manner whatsoever by or on behalf of the Funding Party ("Ultimate Beneficiaries") or provide any guarantee, security or the like on behalf of the Ultimate Beneficiaries; and
  - (c) Based on such audit procedures that we have considered reasonable and appropriate in the circumstances, nothing has come to our notice that has caused us to believe that the representations under sub-clause (a) and (b) contain any material mis-statement.
- v. The Company has not declared or paid any dividend during the year.



- vi. Based on our examination, which included test checks, the Company has used accounting software for maintaining its books of account for the financial year ended March 31, 2024 which has a feature of recording audit trail (edit log) facility and the same has operated throughout the year for all relevant transactions recorded in the software. Further, during the course of our audit we did not come across any instance of the audit trail feature being tampered with.

**M/s S.K Mittal & co**  
**Chartered Accountants**  
**FRN: 001135N**




  
**Krishan Sarup Mittal**  
**Partner**  
**M No. 010633**  
**UDIN: 24010633BKGUJY1764**  
**Place: Delhi**  
**Date: 24.05.2024**

**Annexure- A to the Independent Auditors' Report:**


The Annexure referred to the independent auditors' report to the members of the company on the financial statements for the year ended 31 March 2024, we report that:

- i)
  - a) (A) The company is maintaining proper records showing full particulars, including quantitative details and situation with respect to its property, plant and equipment.  
(B) The company does not have any intangible assets.
  - b) The property, plant and equipment of the company have been physically verified by the management at regular intervals, which in our opinion is reasonable considering the size of the company and the nature of its property, plant and equipment. No material discrepancies have been noticed on such verification during the year.
  - c) According to the information and explanations given to us and on the basis of our examination of the records of the Company, the title deeds of immovable properties are held in the name of the Company.
  - d) The company has not revalued any of its Property, Plant & Equipment and Intangible assets during the year.
  - e) According to the information and explanations provided to us and on the basis of our examination of the records of the company, we report that no proceedings have been initiated during the year or are pending against the company as at March 31, 2024 for holding any benami property under the Benami Transactions (Prohibition) Act, 1988 (45 of 1988) and rules made thereunder.
- ii)
  - a) In our opinion, and according to the information and explanations given to us, the company does not carry any inventories. Hence, the reporting requirements under sub-clause (a) of clause (ii) of paragraph 3 of the order are not applicable.
  - b) The company has not been sanctioned any working capital limits in excess of five crore rupees, in aggregate, from banks or financial institutions on the basis of security of current assets and hence the reporting requirements under sub-clause (b) of clause (ii) of paragraph 3 of the order are not applicable.
- iii) According to the information and explanations provided to us and on the basis of our examination of the records of the company, we report that the company has not made any investments in, nor provided any guarantee or security nor granted any loans or advances in the nature of loans, to companies, firms, Limited Liability Partnerships or any other parties. Hence, the reporting requirements under clause (iii) of paragraph 3 of the order are not applicable.
- iv) In our opinion and according to the information and explanations given to us, the company has not advanced any loans to directors / to a company in which the Director is interested to which the provisions of section 185 of the Act apply and has not made any investments to which the provision of section 186 of the Act apply. Further, based on the information and explanations given to us, being an infrastructure company, the provisions of section 186 of the Act to the extent of loans, guarantees and securities granted are not applicable to the company. Hence, the reporting requirements under clause (iv) of paragraph 3 of the order are not applicable.
- v. In our opinion and according to the information and explanations given to us, the company has not accepted any deposits during the period under audit. Consequently, the directives



issued by Reserve Bank of India and the provisions of sections 73 to 76 of the Act and the rules framed thereunder are not applicable.

- vi The maintenance of cost records has been specified by the Central Government under sub-section (1) of section 148 of the Act for the company. We have broadly reviewed such records and are of the opinion that prima-facie, the prescribed records have been made and maintained. We have not, however, made a detailed examination of the records with a view to determine whether they are accurate or complete.
- vii a) According to the information and explanations given to us and the records of the Company examined by us the company has been regular in depositing the undisputed statutory dues including Income-Tax, Gst, Esi and PF except labour cess with the appropriate authorities.
- According to the information and explanations given to us, undisputed labour cess of Rs. 3,70,95,876 under BOCWW Act in respect of the aforesaid statutory dues are in arrears as at March 31,2024 for a period of more than six months from the date they become payable.
- b) According to the information and explanations given to us and the records of the company examined by us, there are no dues of Income Tax or GST or cess as at 31st March, 2024 which have not been deposited on account of a dispute.
- viii) In our opinion and according to the information and explanations given to us, there are no transactions relating to previously unrecorded income that has been surrendered or disclosed as income during the year in the tax assessments under the Income Tax Act, 1961.
- ix) a) According to the information and explanations given to us and as per the books of accounts and records examined by us, in our opinion, the company has not defaulted in the repayment of loans or other borrowings or the payment of interest thereon to any lender which were outstanding as on 31<sup>st</sup> March 2024.
- b) According to the information and explanations given to us and as represented to us by the management, the company has not been declared as a willful defaulter by any bank or financial institution or other lender.
- c) In our opinion and according to the information and explanations given to us, no fresh term loans have been taken during the year.
- d) On an overall examination of the financial statements of the company, in our opinion, no funds raised on short term basis have been prima-facie being used for long term purposes during the year.
- e) The company does not have any subsidiary, joint venture or associate and hence the reporting requirements under sub-clause (e) of clause (ix) of paragraph 3 of the order are not applicable.
- f) The company does not have any subsidiary, joint venture or associate and hence the reporting requirements under sub-clause (f) of clause (ix) of paragraph 3 of the order are not applicable.
- x) a) According to the information and explanations provided to us and based on our examination of the books of accounts and other records, we report that the company has not raised any moneys raised by way of initial public offer or further public offer (including debt instruments) during the year. Hence, the reporting requirements under sub-clause (a) of clause (x) of paragraph 3 of the order are not applicable.



- b) According to the information and explanations provided to us and based on our examination of the books of accounts and other records, we report that the company has not made any preferential allotment or private placement of shares or convertible debentures (fully, partially or optionally convertible) during the year.
- xi) a) Based on the audit procedures performed by us for the purpose of reporting the true and fair view of the financial statements and as per the information and explanations given to us by the management, we report that we have neither come across any instance of fraud by the company or on the company by its officers or employees, noticed or reported during the year, nor have we been informed of any such case by the management.
- b) No report under sub-section (12) of section 143 of the Companies Act has been filed in Form ADT-4 as prescribed under rule 13 of Companies (Audit and Auditors) Rules, 2014 with the Central Government during the year and till the date of this report.
- c) According to the information and explanations provided to us, no whistle blower complaints have been received during the year and upto the date of this report.
- xii) The company is not a Nidhi Company and hence the reporting requirements under clause (xii) of paragraph 3 of the order are not applicable.
- xiii) According to the information and explanations given to us, all transactions entered into by the company with related parties are in compliance with section 177 and 188 of the Act where applicable and the details thereof have been disclosed in the financial statements as required by the applicable accounting standards.
- xiv) a) In our opinion, the company has an internal audit system commensurate with the size and nature of its business.
- b) We have considered the internal audit reports for the year under audit, issued to the company, in determining the nature, timing and extent of audit procedures.
- xv) As per the information and explanations provided to us, the company has not entered into any non-cash transactions with directors or persons connected with them and hence the provisions of section 192 of the Act are not applicable to the company.
- xvi) a) In our opinion and according to the information and explanations given to us, the company is not required to be registered under Section 45 - IA of the Reserve Bank of India, 1934. Hence, the reporting requirements under sub-clause (a), (b) and (c) of clause (xvi) of paragraph 3 of the order are not applicable.
- b) According to the information and explanation given to us by the management, in our opinion, there is no Core Investment Company as part of the Group. Hence, the reporting requirements under sub-clause (d) of clause (xvi) of paragraph 3 of the order are not applicable.
- xvii) The company has incurred cash loss of Rs. 458.76 million during the year ended March 31, 2024.
- xviii) There has been no resignation of statutory auditors during the year.
- xix) On the basis of the financial ratios, ageing and expected dates of realisation of assets and payment of financial liabilities, other information accompanying the financial statements and our knowledge of the Board of Directors and Management plans and based on our






examination of the evidence supporting the assumptions, nothing has come to our attention, which causes us to believe that any material uncertainty exists as on the date of the audit report indicating that the company is not capable of meeting its liabilities existing at the date of balance sheet as and when they fall due within a period of one year from the balance sheet date. We, however, state that this is not an assurance as to the future viability of the company. We further state that our reporting is based on the facts upto the date of the audit report and we neither give any guarantee nor any assurance that all liabilities falling due within a period of one year from the balance sheet date, will get discharged by the company as and when they fall due.

- xx) The provisions of section 135 of the Act are not applicable to the company for the year under audit and hence the reporting requirements under sub-clause (a) & (b) of clause (xx) of paragraph 3 of the order are not applicable.

**M/s S.K Mittal & co**  
**Chartered Accountants**  
**FRN: 001135N**



  
**Krishan Sarup Mittal**  
**Partner**  
**M No. 010633**  
**UDIN: 24010633BKGUJY1764**

**Place: Delhi**  
**Date: 24.05.2024**

**Annexure- B to the Independent Auditors' Report:**

**Report on the Internal Financial Controls under Clause (i) of Sub-section 3 of Section 143 of the Companies Act, 2013 ("the Act")**

We have audited the internal financial controls over financial reporting of **SRINAGAR BANIHAL EXPRESSWAY LIMITED** ("the Company") as of 31st March 2024 in conjunction with our audit of the financial statements of the Company for the year ended on that date.

**Management's Responsibility for Internal Financial Controls**

The Company's management is responsible for establishing and maintaining internal financial controls based on the internal control over financial reporting criteria established by the Company considering the essential components of internal control stated in the Guidance Note on Audit of Internal Financial Controls over Financial Reporting issued by the Institute of Chartered Accountants of India ('ICAI'). These responsibilities include the design, implementation and maintenance of adequate internal financial controls that were operating effectively for ensuring the orderly and efficient conduct of its business, including adherence to company's policies, the safeguarding of its assets, the prevention and detection of frauds and errors, the accuracy and completeness of the accounting records, and the timely preparation of reliable financial information, as required under the Companies Act, 2013.

**Auditors' Responsibility**


Our responsibility is to express an opinion on the Company's internal financial controls over financial reporting based on our audit. We conducted our audit in accordance with the Guidance Note on Audit of Internal Financial Controls over Financial Reporting (the "Guidance Note") and the Standards on Auditing, issued by ICAI and deemed to be prescribed under section 143(10) of the Companies Act, 2013, to the extent applicable to an audit of internal financial controls, both applicable to an audit of Internal Financial Controls and, both issued by the Institute of Chartered Accountants of India. Those Standards and the Guidance Note require that we comply with ethical requirements and plan and perform the audit to obtain reasonable assurance about whether adequate internal financial controls over financial reporting was established and maintained and if such controls operated effectively in all material respects.

Our audit involves performing procedures to obtain audit evidence about the adequacy of the internal financial controls system over financial reporting and their operating effectiveness. Our audit of internal financial controls over financial reporting included obtaining an understanding of internal financial controls over financial reporting, assessing the risk that a material weakness exists, and testing and evaluating the design and operating effectiveness of internal control based on the assessed risk. The procedures selected depend on the auditor's judgment, including the assessment of the risks of material misstatement of the financial statements, whether due to fraud or error.

We believe that the audit evidence we have obtained is sufficient and appropriate to provide a basis for our audit opinion on the Company's internal financial controls system over financial reporting.

**Meaning of Internal Financial Controls over Financial Reporting**

A company's internal financial control over financial reporting is a process designed to provide reasonable assurance regarding the reliability of financial reporting and the preparation of financial statements for external purposes in accordance with generally accepted accounting principles. A company's internal financial control over financial reporting includes those policies and procedures that (1) pertain to the maintenance of records that, in reasonable detail, accurately and fairly reflect the transactions and dispositions of the assets of the company; (2) provide reasonable assurance that transactions are recorded as necessary to permit preparation of financial statements in accordance with generally accepted accounting principles; and that receipts and expenditures of the company are being made only in accordance with authorizations of management and directors of the company; and (3) provide reasonable assurance



regarding prevention or timely detection of unauthorized acquisition, use, or disposition of the company's assets that could have a material effect on the financial statements.

### **Inherent Limitations of Internal Financial Controls Over Financial Reporting**

Because of the inherent limitations of internal financial controls over financial reporting, including the possibility of collusion or improper management override of controls, material misstatements due to error or fraud may occur and not be detected. Also, projections of any evaluation of the internal financial controls over financial reporting to future periods are subject to the risk that the internal financial control over financial reporting may become inadequate because of changes in conditions, or that the degree of compliance with the policies or procedures may deteriorate.


### **Opinion**

In our opinion, the Company has, in all material respects, an adequate internal financial controls system over financial reporting and such internal financial controls over financial reporting were operating effectively as at 31st March 2024, based on the internal control over financial reporting criteria established by the Company considering the essential components of internal control stated in the Guidance Note on Audit of Internal Financial Controls Over Financial Reporting issued by the Institute of Chartered Accountants of India.

**M/s S.K Mittal & co**  
**Chartered Accountants**  
**FRN: 001135N**



**Krishan Sarup Mittal**  
**Partner**  
**M No. 010633**  
**UDIN: 24010633BKGUJY1764**

  
**Place: Delhi**  
**Date: 24.05.2024**

**Srinagar Banihal Expressway Limited**  
**Notes to the financial statements for the year ended 31 March 2024**

**1. Reporting entity**

Srinagar Banihal Expressway Limited (the 'Company') is a company domiciled in India, with its registered office situated at Ramky Grandiose, 15th Floor, Sy No 136/2 & 4, Gachibowli, Hyderabad, Telangana. The Company has been incorporated under the provisions of the Companies Act, 1956 as a Special Purpose Vehicle ("SPV") promoted by Ramky Infrastructure Limited ('RIL') and Jiangsu Provincial Transportation Engineering Group Co. Limited.

The project of the Company consists of design, construction, development, finance, operation and maintenance of four laning of a section on the Srinagar-Banihal National Highway 1 in the state of Jammu and Kashmir on design, build, finance, operate and transfer (DBFOT) annuity basis for a period of 20 years.

**2. Basis of preparation**

**A. Statement of compliance**

These financial statements have been prepared in accordance with Indian Accounting Standards (Ind AS) as per the Companies (Indian Accounting Standards) Rules, 2015 notified under section 133 of Companies Act, 2013, (the 'Act') and other relevant provisions of the Act.

The financial statements were authorized for issue by the Company's Board of Directors on 24 May 2024.

Details of the Company's accounting policies are included in Note3.

**B. Functional and presentation currency**

These financial statements are presented in Indian Rupees (INR), which is also the Company's functional currency. All amounts have been rounded-off to the nearest millions, unless otherwise indicated.

**C. Basis of measurement**

The financial statements have been prepared on the historical cost basis except for the following items:

Items	Measurement Basis
Certain financial assets and liabilities	Fair value

**D. Use of estimates and judgment**

In preparing these financial statements, management has made judgments, estimates and assumptions that affect the application of accounting policies and the reported amounts of assets, liabilities, income and expenses. Actual results may differ from these estimates.

Estimates and underlying assumptions are reviewed on an ongoing basis. Revisions to accounting estimates are recognized prospectively.

**Judgments**

Information about judgments made in applying accounting policies that have the most significant effects on the amounts recognised in the financial statements is included in the following notes:

- Note 3(e)(ii) – realization of deferred tax assets

**Assumptions and estimation uncertainties**

Information about assumptions and estimation uncertainties that have a significant risk of resulting in a material adjustment in the year ended 31 March 2024 is included in the following notes:

- Note 3(d)(ii) – impairment test of non-financial assets;
- Note 3(e)(ii) – recognition of deferred tax assets: availability of future taxable profit against which tax losses carried forward can be used;
- Notes 3(f) – recognition and measurement of provisions: key assumptions about the likelihood and magnitude of an outflow of resources;
- Note 3(d) (i) – impairment of financial assets.



**Srinagar Banihal Expressway Limited**  
**Notes to the financial statements for the year ended 31 March 2024**

**E. Measurement of fair values**

A number of the Company's accounting policies and disclosures require the measurement of fair values, for both financial and non-financial assets and liabilities.

Fair values are categorised into different levels in a fair value hierarchy based on the inputs used in the valuation techniques as follows.

Level 1: quoted prices (unadjusted) in active markets for identical assets or liabilities.

Level 2: inputs other than quoted prices included in Level 1 that are observable for the asset or liability, either directly (i.e. as prices) or indirectly (i.e. derived from prices).

Level 3: inputs for the asset or liability that are not based on observable market data (unobservable inputs).

When measuring the fair value of an asset or a liability, the Company uses observable market data as far as possible. If the inputs used to measure the fair value of an asset or a liability fall into different levels of the fair value hierarchy, then the fair value measurement is categorized in its entirety in the same level of the fair value hierarchy as the lowest level input that is significant to the entire measurement.

The Company recognizes transfers between levels of the fair value hierarchy at the end of the reporting period during which the change has occurred.

Further information about the assumptions made in measuring fair values is included in the following notes:

Note 3(a) – financial instruments;

**3. Significant accounting policies**

**a. Financial instruments**

***Non-derivative financial instruments***

All financial instruments are recognized initially at fair value. Transaction costs that are attributable to the acquisition of the financial asset (other than financial assets recorded at fair value through profit or loss) are included in the fair value of the financial assets. Purchase or sales of financial assets that require delivery of assets within a time frame established by regulation or convention in the market place (regular way trade) are recognized on trade date. While, loans and borrowings and payable are recognized net of directly attributable transactions costs.

For the purpose of subsequent measurement, financial instruments of the Company are classified in the following categories: non-derivative financial assets at amortized cost; non derivative financial liabilities at amortized cost. The classification of financial instruments depends on the objective of the business model for which it is held. Management determines the classification of its financial instruments at initial recognition

***Non- derivative financial assets***

Financial assets are initially measured at fair value plus transaction costs and subsequently carried at amortized cost using the effective interest method, less any impairment loss.

The company's financial assets include cash and cash equivalents, employee and other advances, trade receivables and eligible current and non-current assets.

***Non-derivative financial assets – service concession arrangements***

The Company recognises a financial asset arising from a service concession arrangement when it has an unconditional contractual right to receive cash or another financial asset from or at the direction of the grantor of the concession for the construction or upgrade services provided. Such financial assets are measured at fair value upon initial recognition and classified as trade receivables. Subsequent to initial recognition, such financial assets are measured at amortized cost.



**Srinagar Banihal Expressway Limited**  
**Notes to the financial statements for the year ended 31 March 2024**

***Non-derivative financial liabilities***

Financial liabilities at amortized cost are initially recognized at fair value, and subsequently carried at amortized cost using the effective interest method.

The company has the following financial liabilities: loans and borrowings, trade and other payables including deposits collected from various parties.

***Offsetting***

Financial assets and financial liabilities are offset and the net amount presented in the balance sheet when, and only when, the Company currently has a legally enforceable right to set off the amounts and it intends either to settle them on a net basis or to realise the asset and settle the liability simultaneously.

**b. Property, plant and equipment**

***i. Recognition and measurement***

Items of property, plant and equipment are measured at cost, which includes capitalised borrowing costs, less accumulated depreciation and accumulated impairment losses, if any

Cost of an item of property, plant and equipment comprises its purchase price, including import duties and non-refundable purchase taxes, after deducting trade discounts and rebates, any directly attributable cost of bringing the item to its working condition for its intended use and estimated costs of dismantling and removing the item and restoring the site on which it is located.

The cost of a self-constructed item of property, plant and equipment comprises the cost of materials and direct labor, any other costs directly attributable to bringing the item to working condition for its intended use, and estimated costs of dismantling and removing the item and restoring the site on which it is located.

If significant parts of an item of property, plant and equipment have different useful lives, then they are accounted for as separate items (major components) of property, plant and equipment. Any gain or loss on disposal of an item of property, plant and equipment is recognised in profit or loss.

***ii. Subsequent expenditure***

Subsequent expenditure is capitalised only if it is probable that the future economic benefits associated with the expenditure will flow to the Company.

***iii. Depreciation***

The estimated useful lives of items of property, plant and equipment for the current and comparative periods are as follows:

<b>Asset</b>	<b>Management estimate of useful life</b>	<b>Useful life as per Schedule II</b>
Office equipment	5years	5years
Furniture and fixtures	10 years	10 years
Computer equipment	3 years	3 years

Depreciation method, useful lives and residual values are reviewed at each financial year-end and adjusted if appropriate. Based on technical evaluation and consequent advice, the management believes that its estimates of useful lives as given above best represent the period over which management expects to use these assets.

Depreciation on additions (disposals) is provided on a pro-rata basis i.e. from (upto) the date on which asset is ready for use (disposed of).



**Srinagar Banihal Expressway Limited**  
**Notes to the financial statements for the year ended 31 March 2024**

**c. Revenue recognition**

**i. Construction contracts**

Contract revenue includes the initial amount agreed in the contract plus any variations in contract work, claims and incentive payments, to the extent that it is probable that they will result in revenue and can be measured reliably.

If the outcome of a construction contract can be estimated reliably, contract revenue is recognised in profit or loss in proportion to the stage of completion of the contract. Contract revenue is recognised only to the extent of contract costs incurred that are likely to be recoverable.

Contract costs are recognised as expenses as incurred unless they create an asset related to future contract activity. An expected loss on a contract is recognised immediately in profit or loss.

**ii. Service concession arrangements**

Revenue related to construction or upgrade services provided under a service concession arrangement is recognised based on the stage of completion of the work performed, consistent with the Company's accounting policy on recognising revenue on construction contracts (see (i) above). Operation or service revenue is recognised in the period in which the services are provided by the Company.

**d. Impairment**

**i. Impairment of financial instruments**

In accordance with Ind-AS 109, the Company applies Expected Credit Loss (ECL) model for measurement and recognition of impairment loss on the following financial assets and credit risk exposure:

- Financial assets that are debt instruments, and are measured at amortised cost e.g., loans, deposits, and bank balance.
- Trade receivables.

The Company follows 'simplified approach' for recognition of impairment loss allowance on trade receivables which do not contain a significant financing component. The application of simplified approach does not require the company to track changes in credit risk. Rather, it recognises impairment loss allowance based on lifetime ECLs at each reporting date, right from its initial recognition.

**Measurement of expected credit losses**

Expected credit losses are a probability weighted estimate of credit losses. Credit losses are measured as the present value of all cash shortfalls (i.e. the difference between the cash flows due to the Company in accordance with the contract and the cash flows that the Company expects to receive).

**Presentation of allowance for expected credit losses in the Balance Sheet**

Loss allowances for financial assets measured at amortised cost are deducted from the gross carrying amount of the assets.

**Write-off**

The gross carrying amount of a financial asset is written off (either partially or in full) to the extent that there is no realistic prospect of recovery. This is generally the case when the Company determines that the debtor does not have assets or sources of income that could generate sufficient cash flows to repay the amounts subject to the write-off. However, financial assets that are written off could still be subject to enforcement activities in order to comply with the Company's procedures for recovery of amounts due.



**Srinagar Banihal Expressway Limited**  
**Notes to the financial statements for the year ended 31 March 2024**

**ii. Impairment of non-financial assets**

The Company's non-financial assets, other than deferred tax assets are reviewed at each reporting date to determine whether there is any indication of impairment. If any such indication exists, then the asset's recoverable amount is estimated.

For impairment testing, assets that do not generate independent cash inflows are grouped together into cash-generating units (CGUs). Each CGU represents the smallest group of assets that generates cash inflows that are largely independent of the cash inflows of other assets or CGUs.

The recoverable amount of a CGU (or an individual asset) is the higher of its value in use and its fair value less costs to sell. Value in use is based on the estimated future cash flows, discounted to their present value using a pre-tax discount rate that reflects current market assessments of the time value of money and the risks specific to the CGU (or the asset).

An impairment loss is recognised if the carrying amount of an asset or CGU exceeds its estimated recoverable amount. Impairment losses are recognised in the statement of profit and loss. Impairment loss recognised in respect of a CGU is allocated first to reduce the carrying amount of any goodwill allocated to the CGU, and then to reduce the carrying amounts of the other assets of the CGU (or group of CGUs) on a pro rata basis.

**e. Income tax**

Income tax comprises of current and deferred tax. It is recognized in profit or loss except to the extent that it relates to an item recognized directly in equity or in other comprehensive income.

**i. Current tax**

Current tax comprises the expected tax payable or receivable on the taxable income or loss for the year and any adjustment to the tax payable or receivable in respect of previous years. The amount of current tax reflects the best estimate of the tax amount expected to be paid or received after considering the uncertainty, if any, related to income taxes. It is measured using tax rates (and tax laws) enacted or substantively enacted by the reporting date.

Current tax assets and current tax liabilities are offset only if there is a legally enforceable right to set off the recognised amounts, and it is intended to realise the asset and settle the liability on a net basis or simultaneously.

**ii. Deferred tax**

Deferred tax is recognised in respect of temporary differences between the carrying amounts of assets and liabilities for financial reporting purposes and the corresponding amounts used for taxation purposes. Deferred tax is also recognised in respect of carried forward tax losses and tax credits.

Deferred tax assets are recognised to the extent that it is probable that future taxable profits will be available against which they can be used. The existence of unused tax losses is strong evidence that future taxable profit may not be available. Therefore, in case of a history of recent losses, the Company recognises a deferred tax asset only to the extent that it has sufficient taxable temporary differences or there is convincing other evidence that sufficient taxable profit will be available against which such deferred tax asset can be realised. Deferred tax assets – unrecognised or recognised, are reviewed at each reporting date and are recognised/ reduced to the extent that it is probable/ no longer probable respectively that the related tax benefit will be realised.

Deferred tax is measured at the tax rates that are expected to apply to the period when the asset is realised or the liability is settled, based on the laws that have been enacted or substantively enacted by the reporting date.

The measurement of deferred tax reflects the tax consequences that would follow from the manner in which the Company expects, at the reporting date, to recover or settle the carrying amount of its assets and liabilities.

Deferred tax assets and liabilities are offset if there is a legally enforceable right to offset current tax liabilities and assets, and they relate to income taxes levied by the same tax authority on the same taxable entity, or on different tax entities, but they intend to settle current tax liabilities and assets on a net basis or their tax assets and liabilities will be realised simultaneously.

**f. Provisions (other than employee benefits)**

A provision is recognised if, as a result of a past event, the Company has a present legal or constructive obligation that can be estimated reliably, and it is probable that an outflow of economic benefits will be required to settle the obligation.





**Srinagar Banihal Expressway Limited**  
**Notes to the financial statements for the year ended 31 March 2024**

**g. Recognition of interest income or expense**

Interest income or expense is recognised using the effective interest method.

The effective interest rate' is the rate that exactly discounts estimated future cash payments or receipts through the expected life of the financial instrument to:

- the gross carrying amount of the financial asset; or
- the amortised cost of the financial liability

In calculating interest income and expense, the effective interest rate is applied to the gross carrying amount of the asset or to the amortised cost of the liability.

**h. Borrowing cost**

Borrowing costs are interest and other costs (including exchange differences relating to foreign currency borrowings to the extent that they are regarded as an adjustment to interest costs) incurred in connection with the borrowing of funds. Borrowing costs directly attributable to acquisition or construction of an asset which necessarily take a substantial period of time to get ready for their intended use are capitalised as part of the cost of that asset. Other borrowing costs are recognised as an expense in the period in which they are incurred.

**i. Segment reporting**

The Board of Directors assesses the financial performance of the Company and makes strategic decisions and has been identified as being the Chief Operating Decision Maker (CODM). Based on the internal reporting provided to the CODM, the Company has only one reportable segment i.e. the road project and hence no separate disclosures are required under Ind AS 108.

**j. Earnings per share**

The basic earnings per share ("EPS") for the year is computed by dividing the net profit/ (loss) after tax for the year attributable to equity shareholders by the weighted average number of equity shares outstanding during the year. The Company has no potentially dilutive equity shares.



(Rs. in Millions)

	Notes	As at 31 March 2024	As at 31 March 2023
<b>Assets</b>			
<b>Non-current assets</b>			
Property, plant and equipment	4	1.83	1.87
<b>Financial assets</b>			
Other financial assets	5	12,807.10	14,265.87
Other non-current assets	6	3.08	3.08
Deferred tax assets (net)	15	156.75	170.09
Non current Tax assets (net)	7	119.24	192.19
<b>Total non-current assets</b>		<b>13,088.00</b>	<b>14,633.10</b>
<b>Current assets</b>			
<b>Financial assets</b>			
Cash and cash equivalents	8	565.33	7,675.93
Other financial assets	9	-	187.56
Other current assets	10	2,532.50	2,662.00
<b>Total current assets</b>		<b>3,097.84</b>	<b>10,525.50</b>
<b>Total assets</b>		<b>16,185.84</b>	<b>25,158.60</b>
<b>Equity and liabilities</b>			
<b>Equity</b>			
Equity share capital	11	616.00	616.00
Other equity	12		
Retained earnings		4,769.64	5,228.44
Equity component of compound financial instrument		-	-
Capital contribution		909.61	909.61
Other comprehensive income		0.45	0.50
<b>Total equity</b>		<b>6,295.70</b>	<b>6,754.55</b>
<b>Liabilities</b>			
<b>Non-current liabilities</b>			
<b>Financial liabilities</b>			
Borrowings	13	7,325.88	4,054.25
Other financial liabilities	14	16.86	241.24
Provisions	16	1.02	0.73
<b>Total non-current liabilities</b>		<b>7,343.76</b>	<b>4,296.22</b>
<b>Current liabilities</b>			
<b>Financial liabilities</b>			
Borrowings	17	1,000.00	-
Trade payables			
i) Total outstanding dues to micro and small enterprises	18	-	-
ii) Outstanding dues to creditors other than micro and small enterprises		118.44	706.33
Other financial liabilities	19	527.27	11,292.44
Other current liabilities	20	277.87	1,263.31
Provisions	21	622.79	845.74
<b>Total current liabilities</b>		<b>2,546.38</b>	<b>14,107.82</b>
<b>Total liabilities</b>		<b>9,890.14</b>	<b>18,404.05</b>
<b>Total equity and liabilities</b>		<b>16,185.84</b>	<b>25,158.60</b>

The notes 1 to 38 are an integral part of these financials statements


For M/s S.K Mittal & co  
Chartered Accountants  
Firm Registration No. 0011552N



KRISHAN SARUP MITTAL  
Partner  
Membership Number : 010633  
UDIN: 24010633BKGUJY1764

Place : New Delhi  
Date : 24th May 2024

D Lakshmana Rao  
Chief financial officer  
AEMPR/7135P



Divakar Marri  
Director  
DIN: 06865376

Mohammad Baqer Naqvi  
Company Secretary  
M.No : A71874

For and on behalf of the Board  
Srinagar Banihal Expressway Limited

S Ravi Kumar Reddy  
Director  
DIN: 00372731

Anil Kaul  
Chief Executive Officer  
AJVPR/054P

(Rs in Millions)

	Notes	Year ended 31 March 2024	Year ended 31 March 2023
		(Audited)	(Audited)
<b>Revenue</b>			
Revenue from operations	22	422.99	1,708.57
Other income	23	957.49	953.24
<b>Total income</b>		<b>1,380.48</b>	<b>2,661.81</b>
<b>Expenses</b>			
Construction costs	24	46.42	1,287.88
O&M Expenses	25	354.41	284.71
Employee Benefit expenses	26	8.98	7.42
Finance costs	27	1,286.00	3,212.13
Depreciation expense	4	0.04	0.02
Other expenses	28	129.12	14.05
<b>Total expenses</b>		<b>1,824.96</b>	<b>4,806.22</b>
<b>Profit/ (Loss) Before Exceptional Items &amp; Tax</b>		<b>(444.49)</b>	<b>(2,144.41)</b>
<b>Exceptional Item</b>			
Gain on extinguishment of borrowings under OTS		-	12,944.02
<b>Profit / (Loss) after Exceptional Items , Before Tax</b>		<b>(444.49)</b>	<b>10,799.61</b>
Current Tax		0.97	(3.04)
Previous year Tax		13.34	1,359.46
Deferred Tax expense/(income)		14.31	1,356.42
<b>Tax Expense</b>		<b>(458.80)</b>	<b>9,443.18</b>
<b>Profit After Tax</b>			
<b>Other comprehensive income</b>			
Items that will not be reclassified subsequently to profit or loss			
Remeasurements of defined benefit Income / (Expenses)		(0.05)	0.03
Income tax relating to items that will not be reclassified to profit or loss			-
<b>Other comprehensive income for the year, net of taxes</b>		<b>(0.05)</b>	<b>0.03</b>
<b>Total comprehensive income for the year</b>		<b>(458.85)</b>	<b>9,443.22</b>
<b>Earnings per share</b>			
Basic earnings per share (Rs.)		(7.45)	153.30
Diluted earnings per share (Rs.)		(7.45)	153.30

The notes 1 to 38 are an integral part of these financials statements


For M/s S.K Mittal & co  
Chartered Accountants  
Firm Registration No. 001135

KRISHAN SARUP MITTAL  
Partner  
Membership Number : 010633  
UDIN: 24010633BKGUJY1764



D Lakshmana Rao  
Chief financial officer  
AEMPR7135P

Place : New Delhi  
Date : 24th May 2024



For and on behalf of the Board  
Srinagar Banihal Expressway Limited

Divakar Marri  
Director  
DIN: 06865376

Mohammad Baqer Naqvi  
Company Secretary  
M.No : A71874

S Ravi Kumar Reddy  
Director  
DIN: 00372731

Anil Kaul  
Chief Executive Officer  
AJVPK7954P

(Rs. in Millions)

	Year ended 31 March 2024	Year ended 31 March 2023
<b>Cash flows from operating activities</b>		
Profit for the year (before tax)	(444.49)	10,799.61
Adjustments for:		
Depreciation and amortisation expense	0.04	0.02
Guarantee commission	-	-
Interest expense	1,286.00	3,212.13
Interest income	(957.49)	(953.24)
Others	0.00	(69.00)
	<b>(115.94)</b>	<b>12,989.52</b>
Working capital adjustments:		
(Increase)/decrease in other financial assets	2,507.39	5,078.32
(Increase)/decrease in other assets	202.44	642.98
(Increase)/decrease in inventories	-	-
Increase in other financial liabilities	13,720.81	(12,945.36)
Increase in trade payables	(587.89)	375.75
Increase in provisions	(222.66)	(93.17)
Increase (decrease) in other current liabilities	(985.44)	1,218.25
	<b>14,518.72</b>	<b>7,266.31</b>
<b>Cash used in operating activities</b>	<b>(0.97)</b>	<b>3.04</b>
Income tax paid (net)		
<b>Net cash used in operating activities (A)</b>	<b>14,517.75</b>	<b>7,269.35</b>
<b>Cash flows from investing activities</b>		
Purchase of property, plant and equipment	-	-
Interest received	96.43	86.86
	<b>96.43</b>	<b>86.86</b>
<b>Net cash from investing activities (B)</b>		
<b>Cash flows from financing activities</b>		
Proceed from long-term borrowings	(9,305.79)	(1,378.14)
Interest paid	(12,418.99)	(354.89)
	<b>(21,724.78)</b>	<b>(1,733.03)</b>
<b>Net cash flow from financing activities (C)</b>		
<b>Net decrease in cash and cash equivalents (A+B+C)</b>	<b>(7,110.61)</b>	<b>5,623.17</b>
Cash and cash equivalents at 1 April	7,675.93	2,052.76
<b>Cash and cash equivalents at the end of the year</b>	<b>565.33</b>	<b>7,675.93</b>

The notes 1 to 38 are an integral part of these financials statements

For M/s S.K Mittal & co

Chartered Accountants

Firm Registration No. 001435A

KRISHAN SARUP MITTAL

Partner

Membership Number : 010633

UDIN: 24010633BKGUJY1764

Place : New Delhi

Date : 24th May 2024



D Lakshmana Rao  
Chief financial officer  
AEMPR7135P


Divakar Marri  
Director  
DIN: 06865376

Mohammad Baqar Nigam  
Company Secretary  
M.No : A71874

For and on behalf of the Board  
Srinagar Banihal Expressway Limited

S Ravi Kumar Reddy  
Director  
DIN: 00372731

Anil Kaul  
Chief Executive Officer  
AJVPK7954P



## a. Equity share capital

(Rs. in Millions)

Particular	Amount
Balance as at 31 Mar 2022	616.00
Changes in Equity Share Capital Due to Prior period Errors	-
<b>Restated balance as 31st March 2022</b>	<b>616.00</b>
Changes in equity share capital during 2022-23	-
<b>Balance as at 31 March 2022</b>	<b>616.00</b>
Changes in Equity Share Capital Due to Prior period Errors	-
<b>Restated balance as 31st March 2023</b>	<b>616.00</b>
Changes in equity share capital during 2023-24	-
<b>Balance as at 31 March 2024</b>	<b>616.00</b>

## b. Other equity

(Rs. in Millions)

Particular	Reserves and surplus	Equity component of compound financial instruments	Capital contribution	Items of Other comprehensive income (OCI)	Total
Balance as at 1 April 2022	(4,214.75)	-	909.61	0.47	(3,304.67)
Changes during the year 2022-23	9,443.18	-	-	0.03	9,443.21
<b>Balance at 31 March 2023</b>	<b>5,228.44</b>	<b>-</b>	<b>909.61</b>	<b>0.50</b>	<b>6,138.55</b>
Balance at 1 April 2023	5,228.44	-	909.61	0.50	6,138.55
Changes during the year 2023-24	(458.80)	-	-	(0.05)	(458.85)
<b>Balance at 31 March 2024</b>	<b>4,769.64</b>	<b>-</b>	<b>909.61</b>	<b>0.45</b>	<b>5,679.70</b>

The notes 1 to 37 are an integral part of these financials statements

In terms of our report attached.

For M/s S.K Mittal &amp; co

Chartered Accountants

Firm Registration No. 001135



KRISHAN SARUP MITTAL

Partner

Membership Number : 010633

UDIN:24010633BKGUJY1764

For and on behalf of the Board

Srinagar Banihal Expressway Limited

Divakar Marri

Director

DIN: 06865376

S Ravi Kumar Reddy

Director

DIN: 00372731

D Lakshmana Rao

Chief financial officer

AEMPR7135P

Mohammad Baqer Naqvi


Company Secretary

M.No : A71874

Anil Kaul

Chief Executive Officer

AJVPK7954P



Place : New Delhi

Date : 24th May 2024

**Srinagar Banihal Expressway Limited**

CIN:U45200TG2010PLC070676

Notes to the financial statements for the Year ended 31 March 2024

**4. Property, plant and equipment**

	(Rs in Millions)					
	Freehold land	Furniture and fixtures	Office equipment	Plant & Machinery	Computer equipment	Total
<b>Gross carrying amount</b>						
Balance at 1 April 2022	1.81	0.06	0.14	0.09	0.09	2.19
Additions	-	-	-	-	-	-
Disposals	-	-	-	-	-	-
<b>Balance at 31 March 2023</b>	<b>1.81</b>	<b>0.06</b>	<b>0.14</b>	<b>0.09</b>	<b>0.09</b>	<b>2.19</b>
Additions	-	-	-	-	-	-
Disposals	-	-	-	-	-	-
<b>Balance at 31 March 2024</b>	<b>1.81</b>	<b>0.06</b>	<b>0.14</b>	<b>0.09</b>	<b>0.09</b>	<b>2.19</b>
<b>Accumulated depreciation</b>						
Balance at 1 April 2022	-	0.06	0.12	0.02	0.09	0.30
for the year	-	-	0.01	0.01	0.00	0.02
On disposals	-	-	-	-	-	-
<b>Balance at 31 March 2023</b>	<b>-</b>	<b>0.06</b>	<b>0.13</b>	<b>0.03</b>	<b>0.09</b>	<b>0.32</b>
Charge for the year	-	-	0.02	0.02	-	0.04
Elimination on disposal of assets	-	-	-	-	-	-
<b>Balance at 31 March 2024</b>	<b>-</b>	<b>0.06</b>	<b>0.14</b>	<b>0.05</b>	<b>0.09</b>	<b>0.36</b>
<b>Net carrying amount</b>						
Balance at 31 March 2023	1.81	0.00	0.02	0.06	0.00	1.87
<b>Balance at 31 March 2024</b>	<b>1.81</b>	<b>0.00</b>	<b>-</b>	<b>0.04</b>	<b>0.00</b>	<b>1.83</b>



## 5. Other financial assets

(Rs in Millions)

Particulars	As at 31 March 2024	As at 31 March 2023
Receivable from grantor	12,807.10	14,265.87
<b>Total</b>	<b>12,807.10</b>	<b>14,265.87</b>

## 6. Other non-current assets

(Rs in Millions)

Particulars	As at 31 March 2024	As at 31 March 2023
Security deposits	3.08	3.08
<b>Total</b>	<b>3.08</b>	<b>3.08</b>

## 7. Non current Tax assets (net)

(Rs in Millions)

Particulars	As at 31 March 2024	As at 31 March 2023
Receivable from tax authorities	119.24	192.19
<b>Total</b>	<b>119.24</b>	<b>192.19</b>

## 8 Cash and cash equivalents

(Rs in Millions)

Particulars	As at 31 March 2024	As at 31 March 2023
Cash in hand	-	-
Balances with banks:	-	-
- in current accounts	565.33	7,675.93
- deposits with maturity is less than 3 months	-	-
<b>Total</b>	<b>565.33</b>	<b>7,675.93</b>

## 9 Other financial assets

(Rs. in Millions)

Particulars	As at 31 March 2024	As at 31 March 2023
Receivable from grantor	-	187.56
Annuity Receivable	-	-
<b>Total</b>	<b>-</b>	<b>187.56</b>

## 10. Other current assets

(Rs. in Millions)

Particulars	As at 31 March 2024	As at 31 March 2023
Other receivables- Withheld Annuity	2,482.35	2,440.23
Balance with Statutory/government authorities	21.20	189.23
Prepaid expenses	11.19	13.44
Advance to material suppliers	17.77	19.09
Advance to vendors	-	-
Interest accrued but not received	-	-
<b>Total</b>	<b>2,532.50</b>	<b>2,662.00</b>



## 11. Share capital

(Rs. in Millions)

Particulars	As at 31 March 2024	As at 31 March 2023
<b>i. Authorised share capital:</b>		
63000000 Equity Shares of Rs.10/- each.	630.00	630.00
0.001% Non Cumulative, Non Convertible Redeemable Preference Shares of Rs.10/- each	-	-
	630.00	630.00
<b>ii. Issued and Subscribed capital:</b>		
61600000 Equity Shares of Rs.10/- each fully paid (PY 616000 Equity shares of Rs 10 each)	616.00	616.00
<b>Total</b>	<b>616.00</b>	<b>616.00</b>

## A. Reconciliation of equity shares outstanding at the beginning and at the end of the reporting period

Particulars	31 March 2024		31 March 2023	
	Number	Amount	Number	Amount
At the commencement of the period	61.60	616.00	61.60	616.00
Shares issued during the year	-	-	-	-
<b>At the end of the Year</b>	<b>61.60</b>	<b>616.00</b>	<b>61.60</b>	<b>616.00</b>

## B. Rights, preferences and restrictions attached to equity shares

The company has a single class of equity shares. Accordingly, all equity shares rank equally with regard to dividends and share in the company's residual assets on winding up. The equity shares are entitled to receive dividend as declared from time to time. The voting rights of an equity shareholder on a poll (not on show of hands) are in proportion to his/its share of the paid-up equity share capital of the company. Voting rights cannot be exercised in respect of shares on which any call or other sums presently payable has not been paid. Failure to pay any amount called up on shares may lead to their forfeiture.

On winding up of the company, the holders of equity shares will be entitled to receive the residual assets of the company, remaining after distribution of all preferential amounts, in proportion to the number of equity shares held.

## C. Shareholders holding more than 5% of equity share capital

	As at 31 Mar 2024		As at 31 Mar 2023	
	Number	% Holding	Number	% Holding
Ramky Infrastructure Limited	61.59	99.98%	61.59	99.98%
	61.59	99.98%	61.59	99.98%

## D Details of shareholding by holding company

	As at 31 March 2024		As at 31 March 2023	
	Number	% Holding	Number	% Holding
Ramky Infrastructure Limited - Equity shares	61.59	99.98%	61.59	99.98%

## 12. Other equity

(Rs. in Millions)

Particular	As at 31 March 2024	As at 31 March 2023
<b>Surplus/ (Deficit) in the statement of profit and loss</b>		
Balance at the beginning of the year	5,228.44	(4,214.75)
Add: (Loss)/ Profit for the year	(458.80)	9,443.18
<b>Balance at the end of the year</b>	<b>4,769.64</b>	<b>5,228.44</b>
<b>Equity component of compound financial instruments</b>		
Balance at the beginning of the year	-	-
Additions during the year	-	-
<b>Balance at the end of the year</b>	<b>-</b>	<b>-</b>
<b>Capital contribution from parent*(Refer note 13)</b>		
Balance at the beginning of the year	909.61	909.61
Additions during the year	-	-
<b>Balance at the end of the year</b>	<b>909.61</b>	<b>909.61</b>
<b>Other comprehensive income</b>		
Balance at the beginning of the year	0.50	0.47
Changes during the year	(0.05)	0.03
<b>Balance at the end of the year</b>	<b>0.45</b>	<b>0.50</b>
<b>Total</b>	<b>5,679.70</b>	<b>6,138.55</b>





13 Borrowings

Particular	(Rs. in Millions)	
	As at 31 March 2024	As at 31 March 2023
<b>Secured - Debentures</b>		
16% Secured, unrated, unlisted, Non convertible, redeemable Debentures	2,000.00	-
<b>Unsecured loan (Related Party)</b>		
Sub-debt from Ramky Infrastructure limited	1,090.54	972.50
Unsecured Loan from Ramky Infrastructure limited	3,026.54	2,204.20
Unsecured Loan from Ardha Holding Private Limited (Formerly Known as Oxford Ayyappa Consulting Services(India) Private Limited)	281.15	725.55
Unsecured Loan from Madhya Pradesh Waste Management Private Limited	927.65	152.00
	<b>7,325.88</b>	<b>4,054.25</b>
	<b>7,325.88</b>	<b>4,054.25</b>

**A Terms and conditions attached to Debentures**

The company has issued and allotted 3,000 (Three Thousand) 16% - Unrated Unlisted Secured Redeemable Non-Convertible Debentures of face value of Rs.10,00,000/- each aggregating upto INR 300 Crores to the Investors viz., (i) Touchstone Trust Scheme IV & (ii) Madhya Pradesh Waste Management Private Limited.

Repayment Schedule (Rs in Millions)	
Particulars	Amount
<b>Madhya Pradesh Waste Management Private Limited</b>	
Payment on or before 31st October 2024	1,000.00
Payment on or before 30th April 2025	1,000.00
<b>Touchstone Trust Scheme IV</b>	
Payment on or before 31st October 2025	500.00
Payment on or before 30th April 2026	500.00
<b>Total</b>	<b>3,000.00</b>

An interest at the rate of 16% p.a monthly compounding is applicable and payable at the time of redemption of the respective tranche of the debentures from the respective holders, with held taxes to be grossed up and borne by the issuer. Default interest @ 3% will be applicable upon failure to comply the terms.

**B Security:**

- First Exclusive charge on all assets of the company(Except the project)
- Corporate guarantee of Ramky Estates & Farms Limited and Madhya Pradesh Waste Management Private Limited.
- Pledge of 51% of shares of the company, however as condition subsequent, the company would pledge balance 49% of the shares of the company once released by the current pledgee.

**C Terms and conditions attached to interest free sub-debt from Ramky Infrastructure Limited**  
To be repaid after repayment of Term loans & Sub debt from Banks

**D Terms and conditions attached to Unsecured loan received from Ramky Infrastructure Limited**

The company has entered into an agreement to borrow an unsecured loan Rs 2500 Millions from Ramky Infrastructure Limited. Interest at the rate 15.50% per annum later on amended the same on 15th February 2021 reducing the interest rate @ 8% from shall be payable in respect of loan taken from RIL and the principal amount shall be repaid within 60 Months or at the earliest of convenience of the borrower after a moratorium of 2 years from the date of first disbursement i.e., 8th March 2019. Later on 13th February 2024 the same has been amended with an amount of Rs 3500 Millions.

**E Terms and conditions attached to Unsecured loan received from Ardha Holding Private Limited (Formerly Known as Oxford Ayyappa Consulting Services(India) Private Limited)**

The company has entered into an agreement to borrow an unsecured loan of Rs.1500 Millions from Ardha Holding Private Limited. Interest at the rate 15.00% per annum shall be payable in respect of loan taken from Ardha Holding Private Limited till March 31, 2020 and 8% p.a. with effect from April 01, 2020 onwards as per the supplementary loan agreement executed on April 01, 2020 and the principal amount will be repaid within nine years from the date of first disbursement i.e., 27th Nov 2018 as per the revised agreement dated March 31, 2022.

**F Terms and conditions attached to Unsecured loan received from Madhya Pradesh Waste Management Private Limited**

The company has entered into an agreement to borrow an unsecured loan Rs.152 Millions from Madhya Pradesh Waste Management Private Limited. Interest should be charged at the rate 15.00% per annum till March 2020 and as per supplementary agreement dated April 01, 2020, the rate of interest reduced from 15% to 8% with effect from April 01, 2020. The principal is repayable within 60 months or at the earliest convenience of the borrower after a moratorium of 2 years from the date of first disbursement i.e 20 march 2020.

The company has entered into an agreement to borrow an unsecured loan Rs.5000 Millions from Madhya Pradesh Waste Management Private Limited. Interest should be charged at the rate 11.00% per annum. The principal is repayable within 60 months or at the earliest convenience of the borrower after a moratorium of 9 Months from the date of first disbursement i.e 23 Jan 2024.



## 14 Other financial liabilities

(Rs. in Millions)

Particular	As at 31 March 2024	As at 31 March 2023
Retention money	16.86	241.24
<b>Total</b>	<b>16.86</b>	<b>241.24</b>

## 15 Deferred tax assets (liabilities)

(Rs. in Millions)

Particular	As at 31 March 2024	As at 31 March 2023
<b>Deferred Tax Assets (DTA)</b>		
M A T Credit	-	-
DTA on Section 43B items and Major Maintenance	156.75	2,336.74
Less: DTA reversal due to One Time Settlement with lenders (ref note 34)		(1,996.51)
	<b>156.75</b>	<b>340.23</b>
<b>Deferred tax liabilities</b>		
Interest - Effective interest rate	-	-
Service Concession Arrangement adjustments	-	24.46
Financial instruments	-	(194.60)
	<b>-</b>	<b>(170.14)</b>
<b>Net Deferred Tax Asset</b>	<b>156.75</b>	<b>170.09</b>

## 16 Provisions

Particulars	As at 31 March 2024	As at 31 March 2023
Provision for employee benefits		
- Provision for leave encashment	0.43	0.33
- Provision for Gratuity	0.58	0.40
<b>Total</b>	<b>1.02</b>	<b>0.73</b>

## 17 Borrowings

Particulars	As at 31 March 2024	As at 31 March 2023
16% Secured, unrated, unlisted, Non convertible, redeemable Debentures	1,000.00	-
<b>Total</b>	<b>1,000.00</b>	<b>-</b>

## 18 Trade payables

(Rs. in Millions)

Particulars	As at 31 March 2024	As at 31 March 2023
Creditors for construction and utility shifting	-	690.05
Payable to material supplier	3.24	10.22
Creditors for other expenses	115.20	6.06
<b>Total</b>	<b>118.44</b>	<b>706.33</b>

## Ageing Schedule of Trade Payables:

Particulars	Outstanding for the following periods from the due date of payment*				
	<1 year	1-2 years	2-3 years	More than 3 years	Total
<b>As at 31 March 2024</b>					
Micro Small Medium Enterprises					
- Undisputed Dues					
- Disputed dues					
Other than Micro Small Medium Enterprises					
- Undisputed Dues	110.05	-	-	8.39	118.44
- Disputed dues	-	-	-	-	-
<b>As at 31 March 2023</b>					
Micro Small Medium Enterprises					
- Undisputed Dues	-	-	-	-	-
- Disputed dues	-	-	-	-	-
Other than Micro Small Medium Enterprises					
- Undisputed Dues	375.75	274.34	37.99	18.25	706.33
- Disputed dues	-	-	-	-	-

\* Ageing does not include the Provision

## 19. Other financial liabilities

(Rs. in Millions)

Particulars	As at 31 March 2024	As at 31 March 2023
<b>Current maturities of long-term debts:</b>		
- Term loans	-	-
- Others	-	-
Loan outstanding for repayment	(0.00)	12,577.42
Less Extinguishment of Loan liability due to OTS		(2,372.54)
<b>Net Loan Outstanding</b>	<b>(0.00)</b>	<b>10,204.88</b>
<b>Interest accrued and due on borrowings</b>		
a) To banks	-	10,582.04
Less Extinguishment of Interest liability due to OTS		(10,571.49)
<b>Net Interest Outstanding</b>	<b>-</b>	<b>10.55</b>
b) To Related Parties	506.93	1,057.88
c) Others - Interest payable on Debentures	3.81	-
Security deposit received	16.53	19.12
<b>Total</b>	<b>527.27</b>	<b>11,292.44</b>

## 20 Other current liabilities

(Rs. in Millions)

Particulars	As at 31 March 2024	As at 31 March 2023
Statutory liabilities	277.87	1,263.31
<b>Total</b>	<b>277.87</b>	<b>1,263.31</b>

## 21 Provisions

(Rs. in Millions)

Particulars	As at 31 March 2024	As at 31 March 2023
Provision for major maintenance expenses	601.85	824.81
Provision for expenses	20.66	20.77
Provision for Current Gratuity	0.11	0.05
Provision for Current Leave Encashment	0.18	0.12
<b>Total</b>	<b>622.79</b>	<b>845.74</b>



**22 Revenue from operations**

(Rs. in Millions)

Particulars	Year ended 31 March 2024	Year ended 31 March 2023
Construction Income under Service Concession Arrangement	46.42	1,356.88
Operating Income	376.57	351.69
<b>Total</b>	<b>422.99</b>	<b>1,708.57</b>

**23 Other income**

(Rs. in Millions)

Particulars	Year ended 31 March 2024	Year ended 31 March 2023
Interest income		
- From banks	90.63	85.44
- on financial asset (under service concession arrangements)	861.06	867.79
Miscellaneous Income	5.80	-
<b>Total</b>	<b>957.49</b>	<b>953.24</b>

**24 Construction costs**

(Rs. in Millions)

Particulars	Year ended 31 March 2024	Year ended 31 March 2023
Constructions costs under Service Concession Arrangement	46.42	1,287.88
<b>Total</b>	<b>46.42</b>	<b>1,287.88</b>

**25 Operation & Maintenance Expenses**

(Rs. in Millions)

Particulars	Year ended 31 March 2024	Year ended 31 March 2023
O&M Expenses	147.01	87.19
Major maintenance expenses	207.40	197.52
<b>Total</b>	<b>354.41</b>	<b>284.71</b>

**26 Employee Benefit expenses**

(Rs. in Millions)

Particulars	Year ended 31 March 2024	Year ended 31 March 2023
Salaries and wages	8.49	7.03
Contribution to provident fund	0.07	0.05
Leave encashment and Gratuity	0.42	0.34
<b>Total</b>	<b>8.98</b>	<b>7.42</b>

**27 Finance costs**

(Rs. in Millions)

Particulars	Year ended 31 March 2024	Year ended 31 March 2023
Interest expense - Term Loans	798.11	2,873.71
Interest expense - Others	487.89	338.42
Other borrowing cost	-	-
<b>Total</b>	<b>1,286.00</b>	<b>3,212.13</b>

**28 Other expenses**

(Rs. in Millions)

Particulars	Year ended 31 March 2024	Year ended 31 March 2023
Professional and consultancy charges	126.86	14.00
Audit fee	0.50	0.05
Miscellaneous expenses	1.76	-
<b>Total</b>	<b>129.12</b>	<b>14.05</b>



## 29 Assets and liabilities relating to employee benefits

### i Defined Contribution Plans

The company makes contribution, determined as a specified percentage of employee salaries, in respect of qualifying employees towards provident fund and employee state insurance, which are defined contribution plans. The company has no obligation other than to make the specified contributions. The contributions are charged to the statement of profit and loss as they accrue. The amount recognised as an expenses towards contribution to provident fund and employee state insurance for the year aggregated to Rs 0.07 Millions (31 March 2023: Rs 0.05 Millions).

### ii Defined Contribution Plans

The company operates the following post-employment defined benefit plan:

In accordance with the the Payment of Gratuity Act, 1972 of India, the company provides for Gratuity, defined Retirement Benefit Scheme (Plan-A), Covering eligible employees. Liabilities with regard to such Gratuity Plan are determined by an actuarial valuation as at end of the year and are charged to the statement of profit and loss. This defined plans expose the company to actuarial risks, such as longevity risk, currency risk, interest rate risk and market (investment) risk. the company also has Leave encashment policy (Plan B)

## A. Funding

### Plan A

The gratuity plan is unfunded.

### Plan B

Leave encashment plan is unfunded.

## B. Reconciliation of the net defined benefit (asset) liability

The following table shows a reconciliation from the opening balances to the closing balances for the net defined benefit (asset) liability and its components.

Reconciliation of present value of defined benefit obligation

(Rs. in Millions)		
Plan A	As at 31 March 2024	As at 31 March 2023
Particulars		
Balance at the beginning of the year	0.46	0.32
Current service cost	0.14	0.12
Interest cost	0.03	0.02
Past Service Cost	-	-
Benefits paid	-	-
Actuarial (gains)/ losses	-	-
- changes in financial assumptions	0.01	(0.01)
- experience adjustments	0.04	(0.00)
Balance at the end of the year	0.69	0.46

(Rs. in Millions)		
Plan B	As at 31 March 2024	As at 31 March 2023
Particulars		
Balance at the beginning of the year	0.45	0.32
Benefits paid	-	-
Current service cost	0.14	0.13
Past Service Cost	-	-
Interest cost	0.03	0.02
Actuarial (gains) losses recognised in other comprehensive income	-	-
- changes in demographic assumptions	0.01	(0.00)
- changes in financial assumptions	-	-
- experience adjustments	(0.02)	(0.02)
Balance at the end of the year	0.61	0.45

## C. Expense recognised in profit or loss

(Rs. in Millions)		
Plan A	As at 31 March 2024	As at 31 March 2023
Particulars		
Current service cost	0.14	0.12
Past service cost	-	-
Interest cost	0.03	0.02
Past service gain	-	-
Interest income	-	-
	0.17	0.15



Plan B			(Rs. in Millions)
Particulars	As at 31 March 2024	As at 31 March 2023	
Current service cost	0.14	0.13	
Past service cost	-	-	
Interest cost	0.03	0.02	
Past service gain	-	-	
Interest income	-	-	
	0.17	0.15	

## Remeasurements recognised in other comprehensive income

Plan A			(Rs. in Millions)
Particulars	As at 31 March 2024	As at 31 March 2023	
Actuarial (gain) loss on defined benefit obligation	0.06	(0.01)	
Return on plan assets excluding interest income			
	0.06	(0.01)	

Plan B			(Rs. in Millions)
Particulars	As at 31 March 2024	As at 31 March 2023	
Actuarial (gain) loss on defined benefit obligation	(0.01)	(0.02)	
Return on plan assets excluding interest income			
	(0.01)	(0.02)	

## D. Defined benefit obligation

## i. Actuarial assumptions

Principal actuarial assumptions at the reporting date (expressed as weighted averages):

## Plan A

Particulars	31 March 2024	31 March 2023
Discount rate	7.23%	7.52%
Future salary growth	4.00%	4.00%
Mortality table	IALM (2012-14)	IALM (2012-14)

## Plan B

Particulars	31 March 2024	31 March 2023
Discount rate	7.23%	7.52%
Future salary growth	4.00%	4.00%
Mortality table	IALM (2012-14)	IALM (2012-14)

## ii. Sensitivity analysis

Reasonably possible changes at the reporting date to one of the relevant actuarial assumptions, holding other assumptions constant, would have affected the defined benefit obligation by the amounts shown below:

## Plan A

Particulars	31 March 2024		31 March 2023	
	Increase	Decrease	Increase	Decrease
Discount rate (1% movement)	0.64	0.74	0.42	0.50
Withdrawal rate (1% movement)	0.70	0.67	0.47	0.45
Future salary growth (1% movement)	0.75	0.64	0.50	0.42

## Plan B

Particulars	31 March 2024		31 March 2023	
	Increase	Decrease	Increase	Decrease
Discount rate (1% movement)	0.59	0.64	0.44	0.47
Withdrawal rate (1% movement)	0.62	0.61	0.45	0.45
Future salary growth (1% movement)	0.64	0.59	0.47	0.43

Although the analysis does not take account of the full distribution of cash flows expected under the plan, it does provide an approximation of the sensitivity of the assumptions shown.

Liability for Leave encashment as on 31 March 2024 is Rs.0.61 Millions (previous year: Rs. 0.40 Millions). Cost of Leave encashment liability is a non funded liability. Expenses recognised during the year in P&L Rs. 0.17 Millions and gain in OCI Rs. 0.01 Millions (in P&L Rs. 0.15 Millions and in OCI Rs. 0.02 Millions)



**30 Financial instruments - Fair values and risk management****A. Accounting classifications and fair values**

The carrying amounts of financial assets and liabilities recognized in the financial statements approximate their fair values and hence no further details about the fair value measurements including their levels in the fair value hierarchy is not given. No assets and liabilities are measured at fair value. The following table shows the carrying amounts at amortized cost of financial assets and financial liabilities.

31 March 2024		(Rs in Millions)	
	Carrying amount		
	Financial assets - amortized cost	Financial liabilities - amortised cost	Total carrying amount
Financial assets measured at amortized cost			
Receivable from grantor	12,807.10	-	12,807.10
Cash and cash equivalents	565.33	-	565.33
	13,372.44	-	13,372.44
Financial liabilities measured at fair value			
Secured bank loans	-	-	-
Loans from related parties	-	4,117.08	4,117.08
Loans from Others	-	1,208.80	1,208.80
Debentures	-	3,000.00	3,000.00
Trade payables	-	118.44	118.44
Others	-	540.33	540.33
	-	8,984.65	8,984.65

31 March 2023		(Rs in Millions)	
	Carrying amount		
	Financial assets - amortized cost	Financial liabilities - amortised cost	Total carrying amount
Financial assets measured at amortized cost			
Receivable from grantor	14,453.44	-	14,453.44
Cash and cash equivalents	7,675.93	-	7,675.93
	22,129.37		22,129.37
Financial liabilities measured at fair value			
Secured loan from banks and financial institutions	-	10,204.88	10,204.88
Loans from related parties	-	3,176.70	3,176.70
Loans from Others	-	877.55	877.55
Preference shares	-	-	-
Trade payables	-	706.33	706.33
Others	-	1,328.80	1,328.80
	-	16,294.26	16,294.26

**B. Financial risk management**


The Company has exposure to the following risks arising from financial instruments:

- credit risk
- liquidity risk
- market risk

**i) Risk management framework**

The Company's board of directors has overall responsibility for the establishment and oversight of the Company's risk management framework. The Company's risk management policies are established to identify and analyse the risks faced by the Company, to set appropriate risk limits and controls and to monitor risks and adherence to limits. Risk management policies and systems are reviewed regularly to reflect changes in market conditions and the Company's activities.

The Company's Board oversees how management monitors compliance with the Company's risk management policies and procedures, and reviews the adequacy of the risk management framework in relation to the risks faced by the Company. The Board is assisted in its oversight role by internal audit. Internal audit undertakes both regular and ad hoc reviews of risk management controls and procedures, the results of which are reported to the audit committee.



**ii) Credit risk**

Credit risk is the risk of financial loss to the Company if a customer or counterparty to a financial instrument fails to meet its contractual obligations, and arises principally from the Company's receivables from customers; loans and investments in debt securities.

The carrying amounts of financial assets represent the maximum credit risk exposure.

**Trade receivables and loans**

The Company's exposure to credit risk is influenced mainly by the individual characteristics of each customer. However, management also considers the factors that may influence the credit risk of its customer base, including the default risk associated with the industry in which customers operate.

**Cash and cash equivalents**

The Company holds cash and cash equivalents of Rs.565.33 Millions at 31 March 2024 (31 March 2023: Rs.7675.93 Millions). The credit risk on liquid funds is limited because the counterparties are banks with high credit ratings assigned by international credit rating agencies.

**iii) Liquidity risk**

Liquidity risk is the risk that the Company will encounter difficulty in meeting the obligations associated with its financial liabilities that are settled by delivering cash or another financial asset. The Company's approach to managing liquidity is to ensure, as far as possible, that it will have sufficient liquidity to meet its liabilities when they are due, under both normal and stressed conditions, without incurring unacceptable losses or risking damage to the Company's reputation.

The Company aims to maintain the level of its cash and cash equivalents at an amount in excess of expected cash outflows on financial liabilities (other than trade payables) over the next six months. The Company also monitors the level of expected cash inflows on trade receivables and loans together with expected cash outflows on trade payables and other financial liabilities.

**Exposure to liquidity risk**

The following are the remaining contractual maturities of financial liabilities at the reporting date. The amounts are gross and undiscounted, and include contractual interest payments and exclude the impact of netting agreements:

**31 March 2024**

(Rs in Millions)

Particular	Carrying amount	Contractual Cash flows					
		Total	6 months or less	6-12 months	1-2 Years	2-5 Years	More than 5 years
<b>Non-derivative financial liabilities</b>							
Secured bank loans	-	-	-	-	-	-	-
Loans from related parties	4,117.08	4,117.08	940.39	258.78	326.02	1,818.53	773.37
Loans from others	1,208.80	1,208.80	331.25	-	-	877.55	-
Debentures	3,000.00	3,000.00	3,000.00	-	-	-	-
Trade payables	118.44	118.44	-	110.05	-	8.39	-
Others	540.33	540.32	127.10	116.58	201.90	58.73	36.02
	<b>8,984.65</b>	<b>8,984.65</b>	<b>4,398.73</b>	<b>485.41</b>	<b>527.92</b>	<b>2,763.20</b>	<b>809.38</b>

**Srinagar Banihal Expressway Limited**

CIN:U45200TG2010PLC070676

Notes to the financial statements for the Year ended 31 March 2024

**31 March 2023**

(Rs in Millions)

Particular	Carrying amount	Contractual Cash flows					
		Total	6 months or less	6-12 months	1-2 Years	2-5 Years	More than 5 years
<b>Non-derivative financial liabilities</b>							
Secured bank loans	10,204.88	10,204.88	10,204.88	-	-	-	-
Loans from related parties	3,176.70	3,176.69	-	258.78	326.02	1,818.53	773.37
Loans from others	877.55	877.55	-	-	-	877.55	-
Preference shares	-	-	-	-	-	-	-
Trade payables	706.33	706.33	-	375.75	274.34	56.24	-
Others	1,328.80	1,328.80	127.10	116.58	201.90	622.83	260.40
	<b>16,294.26</b>	<b>16,294.26</b>	<b>10,331.98</b>	<b>751.11</b>	<b>802.26</b>	<b>3,375.15</b>	<b>1,033.76</b>

The interest payments on variable interest rate loans in the table above reflect market forward interest rates at the reporting date and these amounts may change as market interest rates change.

Except for these financial liabilities, it is not expected that cash flows included in the maturity analysis could occur significantly earlier, or at significantly different amounts.

**iv) Market risk**

Market risk is the risk that changes in market prices – such as foreign exchange rates, interest rates and equity prices – will affect the Company's income or the value of its holdings of financial instruments. The objective of market risk management is to manage and control market risk exposures within acceptable parameters, while optimising the return.

**Interest rate risk**

The Company adopts a policy of ensuring that between 80 and 90% of its interest rate risk exposure is at a fixed rate. This is achieved partly by entering into fixed-rate instruments and partly by borrowing at a floating rate instruments.

**Exposure to interest rate risk**

The interest rate profile of the Company's interest-bearing financial instruments as reported to management is as follows:

	Note	31 March 2024	31 March 2023
<b>Fixed rate instruments</b>			
Financial assets	8	565.33	7,675.93
Financial liabilities	13	8,325.88	14,259.13



## 31. Related party disclosure

## A. List of related parties and nature of relationship

S. No.	Name of the related party	Nature of relationship
1	Ramky Infrastructure Limited	Holding Company
2	Ardha Holding Private Limited (Formerly Known as Oxford Ayyappa Consulting Services(India) Private Limited)	Common promoter with controlling Stake
3	Madhya Pradesh Waste Management Private Limited	Common promoter with controlling Stake
4	Mr.Divakar Marri	Director
5	Mr.Mohammad Baqer Naqvi	Company Secretary
6	Ms.B.Ujjwala	Company Secretary
7	Dr. S. Ravi Kumar Reddy	Independent Director
8	Mr. P Eshwar Reddy	Independent Director
9	Mr. V Murahari Reddy	Independent Director

## B. Transactions with related parties during the year ended

(Rs in Millions)

S. No.	Name of the related party	Nature of transactions	31 March 2024	31 March 2023
1	Ramky Infrastructure Limited	Major Maintenance Expenses	414.54	34.05
		O & M expenditure	126.24	110.17
		Construction Cost- Change of Scope	46.42	187.56
		Utility shifting expenditure	-	-
		Utility shifting Paid	-	-
		Retention Money deducted/ Released	224.38	-
		Unsecured loan received	822.35	258.78
		Interest expenses on Unsecured loan and Preference Shares	226.06	162.95
2	Ardha Holding Private Limited(Formerly Known as Oxford Ayyappa Consulting Services(India) Private Limited)	Unsecured loan received	-	-
		Interest expenses on Unsecured loan	37.21	58.04
		Processing fee on unsecured loan	-	-
		Interest Repaid	377.46	-
		Unsecured loan repaid	444.40	-
3	Madhya Pradesh Waste Management Private Limited	Unsecured loan received	4,875.65	-
		Professional Charges	100.00	-
		Unsecured loan repaid	4,100.00	-
		Interest expenses on Unsecured loan	102.31	12.16
		Issue of Debentures	2,000.00	-
		Interest on Debentures	1.94	-
4	Dr. S. Ravi Kumar Reddy	Sitting fees	0.15	0.09
5	Mr. V Murahari Reddy	Sitting fees	0.07	0.09
6	Mr. P Eshwar Reddy	Sitting fees	0.08	-
7	Mohammad Baqer Naqvi	Remuneration	0.12	0.36
8	Ujjwala B	Remuneration	0.36	0.12

## C. Balances outstanding

(Rs in Millions)

S. No.	Name of the related party	Nature of transactions	31 March 2024	31 March 2023
1	Ramky Infrastructure Limited	Equity share capital	615.86	615.86
		Preference share capital	-	-
		Sub debt payable	1,693.32	1,693.32
		Unsecured loan	3,026.54	2,204.20
		Interest Payable	347.55	646.61
		On account payable	-	698.09
		Payable against utility shifting	-	(8.04)
		Retention money payable	16.86	241.24
2	Ardha Holding Private Limited(Formerly Known as Oxford Ayyappa Consulting Services(India)	Unsecured loan payable	281.15	725.55
		Interest Payable	33.49	377.46
3	Madhya Pradesh Waste Management Private Limited	Unsecured loan payable	927.65	152.00
		Professional Fee Payable	108.00	-
		Interest Payable - ICD	125.89	33.81
		Debentures Liability	2,000.00	-
		Interest Payable - Debentures	1.75	-
4	Mohammad Baqer Naqvi	Remuneration Payable	0.04	-
5	Ujjwala B	Remuneration Payable	-	0.08





32 Ratio Analysis and its elements

Ratio	Numerator	Denominator	31 March 2024	31 March 2023	% change	Reason for variance
Current ratio	Current Assets	Current Liabilities	1.22	0.75	63.06%	Refer note (i) below
Debt-Equity Ratio	Total Debt	Shareholder's Equity	1.32	2.11	-37.35%	Refer note (ii) below
Debt Service Coverage ratio	Earnings for debt service = Net profit after taxes + Non-cash operating expenses	Debt service = Interest & Lease Payments + Principal Repayments	0.64	0.94	-31.80%	Refer note (iii) below
Return on Equity ratio	Net Profits after taxes – Preference Dividend	Average Shareholder's Equity	-0.07	4.65	-101.51%	Refer note (iv) below
Inventory Turnover ratio	Cost of goods sold	Average Inventory	0.00	0.00	0.00%	
Trade Receivable Turnover Ratio	Net credit sales = Gross credit sales - sales return	Average Trade Receivable	0.00	0.00	0.00%	
Trade Payable Turnover Ratio	Net credit purchases = Gross credit purchases - purchase return	Average Trade Payables	0.33	0.04	708.68%	Refer note (v) below
Net Working Capital Turnover Ratio	Net sales = Total sales - sales return	Working capital = Current assets – Current liabilities	0.77	-0.48	-260.82%	Refer note (vi) below
Net Profit ratio	Net Profit	Net sales = Total sales - sales return	-1.08	5.53	-119.62%	Refer note (vii) below
Return on Capital Employed	Earnings before interest and taxes	Capital Employed = Tangible Net Worth + Total Debt + Deferred Tax Liability	0.06	0.67	-91.37%	Refer note (viii) below

- (i) Decrease in current liabilities due to Repayment and waiver of Loans resulted increase in current ratio.  
(ii) Increase in shareholders equity and decrease in debt resulted in positive debt equity ratio.  
(iii) Due to increase in profit after tax and decrease in debt during the year when compared LY.  
(iv) Due to decrease in profit during the year when compared to LY, resulted in decrease of average shareholders equity.  
(v) Increase in trade payables when compared to LY.  
(vi) Due to increase in working capital & sales resulted in decrease of Net working capital turnover ratio.  
(vii) Due to decrease in profit during the year when compared to LY.  
(viii) Due to decrease in profit during the year when compared to LY.



**Service concession arrangement Disclosures****33 Service concession arrangement**

a) The project of the company consists of Design, Construction, Development, Finance, Operation and maintenance of four laning of a section on the Srinagar-Banihal National Highway 1A in the state of Jammu and Kashmir on design, build, finance, operate and transfer (DBFOT) annuity basis for a period of 20 years.

b) During the year, the Company has recorded revenue of Rs. 422.99 Millions on construction and O&M (PY 1708.57 Millions).

The Company has recorded total Loss of Rs 458.73 Millions in the current year (PY Profit of Rs.9443.22 Million )

The revenue recognised in relation to construction represents the fair value of the construction services provided in constructing the road.

**34 Dues to Micro and Small Enterprises**

Information relating to Micro and Small Enterprises under the Micro, Small and Medium Enterprises Development Act, 2006 have been determined based on the information available with the company. The required disclosures are given below

Particulars	As at 31 March 2024	As at 31 March 2023
(a) Dues remaining unpaid as at Balance sheet date		
Principal amount	-	-
Interest on the above	-	-
(b) Interest Paid in terms of section 16 of the Act, along with the amount of payment made to the supplier and service providers beyond the appointed day during the period		
Principal amount	-	-
Interest on the above	-	-
(c) Interest due and payable for the period of delay in making payment (which has been paid but beyond the appointed day during the period) but without adding the interest specified under the Act)		
(d) Further interest remaining due and payable even in the succeeding years, until such date when the interest dues as above are actually paid to the small enterprises		
(e) Interest accrued and remaining unpaid as at Balance sheet date	-	-



35 During the earlier financial year, NHAI has made various deductions from Annuity towards substandard steel deviation of high embankment and other deductions against which Rs 2440.23 Mn are yet to be received by the company. Independent engineer during the year has recommended for release of Rs 1872.75 Mn of the above amount. NHAI has made further deductions of Rs 42.12 Mn during the FY year 2023-24.

The company has initiated for all of the above recoveries from NHAI. Based on the internal/external assessment, the Company is confident that the amount is fully recoverable from NHAI.

36 The cases filed by the initial lenders against the company in DRT are still continuing, the same will be withdrawn during the course of next hearing.

37 The Company has opted for concessional income tax rate as per section 115 BAA of Income Tax Act, 1961 i.e. 22% from the Assessment Year 2023-24 as against earlier rate of 25% (Both the rates excluding applicable surcharge and cess).

38 Previous year figures have been regrouped, reclassified and recast wherever necessary to confirm to current year's classification.

For M/s S.K Mittal & co

Chartered Accountants

Firm Registration No. 001135



KRISHAN SARUP MITTAL

Partner

Membership Number : 010633

UDIN:24010633BKGUJY1764

Place : New Delhi

Date : 24th May 2024

D Lakshmana Rao

Chief Financial Officer

AEMPR7135P

For and on behalf of the Board  
Srinagar Banihal Expressway Limited

Divakar Marri

Director

DIN: 06865376

S Ravi Kumar Reddy

Director

DIN: 00372731

Mohammad Baqer Naqvi

Company Secretary

M.No : A71874

Anil Kaul

Chief Executive Officer

AJVPK7954P

