



Hyderabad
April 18, 2015

To
The General Manager
Listing Department
Bombay Stock Exchange Limited,
P.J. Towers, Dalal Street, Mumbai – 400 001
Fax No : 022- 22722037/39/41/61

Ramky Infrastructure Ltd.
Ramky Grandiose, 10th Floor
Sy.No. 136/2 & 4, Gachibowli
Hyderabad - 500 032
T: +91 40 2301 5000
F: +91 40 2301 5444
E: info@ramky.com
www.ramkyinfrastructure.com
CIN: L74210TG1994PLC017356

Through upload in Listing Center

Dear Sir/Madam,


Sub: Submission of share holding pattern as at 31 March 2015 -reg

Pursuant to Clause 35 (b) of the Listing Agreement, please find enclosed share holding pattern of the company for the quarter ended 31.03.2015

This is for your information and records.

Yours faithfully
For **RAMKY INFRASTRUCTURE LIMITED**


V.Phani Bhushan



V.Phani Bhushan
Company Secretary

Encl: As above


(1)(a) STATEMENT SHOWING SHAREHOLDING PATTERN IN CLAUSE-35			
NAME OF THE COMPANY: RAMKY INFRASTRUCTURE LIMITED		Name of the Scrip: Ramky	
SCRIP CODE:	533262		
Class of Security:	Equity		
QUARTER ENDED:	31/03/2015		
Partly paid-up shares	No. of partly paid-up shares	As a % of total no. of partly paid-up shares	As a % of total no. of shares of the Company.
Held by promoter/promoter group	0	0	0
Held by Public	0	0	0
Total:	0	0	0
Outstanding convertible securities:	No. of outstanding securities	As a % of total no. of outstanding convertible securities.	As a % of total no. of shares of the Company assuming full conversion of the convertible securities
Held by promoter/promoter group	0	0	0
Held by Public	0	0	0
Total:	0	0	0
Warrants:	No. of warrants	As a % of total no. of warrants	As a % of total no. of shares of the Company, assuming full conversion of warrants
Held by promoter/promoter group	0	0	0
Held by Public	0	0	0
Total:	0	0	0
Total paid-up capital of the Company, assuming full conversion of warrants and convertible securities	57197791	0	100.00



(I)(a) Statement showing Shareholding Pattern

Name of the Company : RAMKY INFRASTRUCTURE LIMITED		Dated 31.03.2015
Scrip Code: 533262		

CATEGORY CODE	CATEGORY OF SHAREHOLDER	NO OF SHAREHOLDERS	TOTAL NUMBER OF SHARES	NO OF SHARES HELD IN DEMATERIALIZED FORM	TOTAL SHAREHOLDING AS A % OF TOTAL NO OF SHARES		SHARES PLEDGED OR OTHERWISE ENCUMBERED	(IX)=(VIII)/(IV)*100
					AS a PERCENTAGE of (A+B)	As a PERCENTAGE of (A+B+C)		
(I)	(II)	(III)	(IV)	(V)	(VI)	(VII)	(VIII)	
(A)	PROMOTER AND PROMOTER GROUP							
(1)	INDIAN							
(a)	Individual /HUF	11	38531152	38531152	67.36	67.36	22143951	57.47
(b)	Central Government/State Government(s)	0	0	0	0.00	0.00	0	0.00
(c)	Bodies Corporate	1	225000	225000	0.39	0.39	0	0.00
(d)	Financial Institutions / Banks	0	0	0	0.00	0.00	0	0.00
(e)	Others	0	0	0	0.00	0.00	0	0.00
	Sub-Total A(1) :	12	38756152	38756152	67.76	67.76	22143951	57.14
(2)	FOREIGN							
(a)	Individuals (NRIs/Foreign Individuals)	0	0	0	0.00	0.00	0	0.00
(b)	Bodies Corporate	0	0	0	0.00	0.00	0	0.00
(c)	Institutions	0	0	0	0.00	0.00	0	0.00
(d)	Qualified Foreign Investor	0	0	0	0.00	0.00	0	0.00
(e)	Others	0	0	0	0.00	0.00	0	0.00
	Sub-Total A(2) :	0	0	0	0.00	0.00	0	0.00
	Total A=A(1)+A(2)	12	38756152	38756152	67.76	67.76	22143951	57.14
(B)	PUBLIC SHAREHOLDING							
(1)	INSTITUTIONS							
(a)	Mutual Funds /UTI	2	1480782	1480782	2.59	2.59		
(b)	Financial Institutions /Banks	5	567754	567754	0.99	0.99		
(c)	Central Government / State Government(s)	0	0	0	0.00	0.00		
(d)	Venture Capital Funds	1	289356	289356	0.51	0.51		
(e)	Insurance Companies	0	0	0	0.00	0.00		
(f)	Foreign Institutional Investors	2	9341	9341	0.02	0.02		
(g)	Foreign Venture Capital Investors	0	0	0	0.00	0.00		
(h)	Qualified Foreign Investor	0	0	0	0.00	0.00		



CATEGORY CODE	CATEGORY OF SHAREHOLDER	NO OF SHAREHOLDERS	TOTAL NUMBER OF SHARES	NO OF SHARES HELD IN DEMATERIALIZED FORM	TOTAL SHAREHOLDING AS A % OF TOTAL NO OF SHARES		SHARES PLEDGE OR OTHERWISE ENCUMBERED
					AS a PERCENTAGE OF (A+B) (VI)	AS a PERCENTAGE OF (A+B+C) (VII)	
(i)	(ii)	(iii)	(iv)	(v)	(vi)	(vii)	(ix)=(viii)/(iv)*100
(i)	Others	0	0	0	0.00	0.00	
	Sub-Total B(1) :	10	2347233	2347233	4.10	4.10	
(2)	NON-INSTITUTIONS						
(a)	Bodies Corporate	344	3691845	3691845	6.45	6.45	
(b)	Individuals						
	(i) Individuals holding nominal share capital upto Rs.1 lakh	17713	3840487	3789665	6.71	6.71	
	(ii) Individuals holding nominal share capital in excess of Rs.1 lakh	34	1302859	1302859	2.28	2.28	
(c)	Others						
	FOREIGN BODIES	2	5986991	5986991	10.47	10.47	
	H U F	845	1036917	1036917	1.81	1.81	
	DIRECTORS	1	34000	34000	0.06	0.06	
	CLEARING MEMBERS	72	104870	104870	0.18	0.18	
	NON RESIDENT INDIANS	216	95597	95597	0.17	0.17	
	TRUSTS	4	840	840	0.00	0.00	
(d)	Qualified Foreign Investor	0	0	0	0.00	0.00	
	Sub-Total B(2) :	19231	16094406	16043584	28.14	28.14	
	Total B=B(1)+B(2) :	19241	18441639	18390817	32.24	32.24	
	Total (A+B) :	19253	57197791	57146969	100.00	100.00	
(C)	Shares held by custodians, against which Depository Receipts have been issued						
(1)	Promoter and Promoter Group						
(2)	Public	0	0	0	0.00	0.00	
	GRAND TOTAL (A+B+C) :	19253	57197791	57146969	100.00	100.00	38.71



2

Statement showing holding of securities (including shares, warrants, convertible securities) of persons belonging to the category "Promoter and Promoter Group"														
Sr.No	Name of the Shareholder	Details of Shares held			Encumbered Shares	AS a percentage			Details of Warrants			Details of convertible securities		Total Shares (including underlying shares assuming full conversion of warrants and convertible securities) as a % of diluted share capital
		(iii) No. of Shares held	(iv) As a % of grand total (A)+(B)+(C)	(v) Pledge Shares		(vi) AS a percentage (vi)=(v)/(iii)*100	(vii) AS a % of grand total (A) + (B) + (C) of sub-clause (i)(a)	(viii) Number of warrants held	(ix) As a % total number of warrants of same class	(x) Number of convertible securities held	(xi) As a % total number of convertible securities of the same class	(xii) Total underlying shares assuming full conversion of warrants and convertible securities) as a % of diluted share capital		
1	ALLA AYODHYA RAMI REDDY	34556122	60.42	22143951	64.08	38.71	0	0.00	0	0.00	0	0.00	60.42	
2	ALLA DAKSHAYANI	1876000	3.28	0	0.00	0.00	0	0.00	0	0.00	0	0.00	3.28	
3	S R NAGA RAJA	1574480	2.93	0	0.00	0.00	0	0.00	0	0.00	0	0.00	2.93	
4	RAMKY FINANCE AND INVESTMENT PVT LTD	275000	0.39	0	0.00	0.00	0	0.00	0	0.00	0	0.00	0.39	
5	A ISHAAN	180000	0.31	0	0.00	0.00	0	0.00	0	0.00	0	0.00	0.31	
6	SHARAN ALLA	180000	0.31	0	0.00	0.00	0	0.00	0	0.00	0	0.00	0.31	
7	MODUGULA VENUGOPALA REDDY	24000	0.04	0	0.00	0.00	0	0.00	0	0.00	0	0.00	0.04	
8	MODUGULA VASUDEVA REDDY	14700	0.03	0	0.00	0.00	0	0.00	0	0.00	0	0.00	0.03	
9	ALLA RAMAKRISHNA REDDY	12000	0.02	0	0.00	0.00	0	0.00	0	0.00	0	0.00	0.02	
10	R NAGAKRISHNA	12000	0.02	0	0.00	0.00	0	0.00	0	0.00	0	0.00	0.02	
11	PERI REDDY ALLA	1250	0.00	0	0.00	0.00	0	0.00	0	0.00	0	0.00	0.00	
12	MADHURANI NAGARAIA VANCHARLA	600	0.00	0	0.00	0.00	0	0.00	0	0.00	0	0.00	0.00	
	TOTAL :	38756152	67.76	22143951	57.14	38.71	0	0.00	0	0.00	0	0.00	67.76	



Statement showing holding of securities (including shares, warrants, convertible securities) of persons belonging to the category "Public" and holding more than 1% of the total number of shares									
Sr.No.	Name of the shareholder	Number of shares held	Shares as a percentage of total number of shares (i.e., Grant total (A)+(B)+(C) indicated in Statement at para (I)(a) above)	Details of warrants (Number of warrants held)	As a % of total number of warrants of the same class	Details of convertible securities (Number of convertible securities held)	of % w.r.t. total number of convertible securities of the same class	Total underlying shares assuming full conversion of warrants and convertible securities) as a % of diluted share capital	
1	SA I HOLDING INFRASTRUCTURE COMPANY P LTD	4165884	7.28	0	0.00	0	0.00	7.28	
2	TARA INDIA HOLDINGS A LTD	1821107	3.18	0	0.00	0	0.00	3.18	
3	AADI FINANCIAL ADVISORS LLP	1812898	3.17	0	0.00	0	0.00	3.17	
4	UTI-MID CAP FUND	1064830	1.86	0	0.00	0	0.00	1.86	
TOTAL :		8864719	15.50	0	0.00	0	0.00	15.50	



Sr.No.	Name(s) of the shareholder(s) and the Persons Acting in Concert (PAC) with them	Number of shares held	Shares as a percentage of total number of shares (i.e., Grant total (A)+(B)+(C) indicated in Statement at para (i)(a) above)	Details of warrants		Details of convertible securities		Total shares underlying shares assuming full conversion of warrants and convertible securities as a % of diluted share capital
				Number of warrants held	As a % total number of warrants of the securities held same class	Number of convertible securities held	% w.r.t total convertible securities of the same class	
1	SA 1 HOLDING INFRASTRUCTURE COMPANY P.LTD	4165884	7.28	0	0.00	0	0.00	7.28
TOTAL :		4165884	7.28	0	0.00	0	0.00	7.28

