



(1)(a) STATEMENT SHOWING SHAREHOLDING PATTERN IN CLAUSE-35			
NAME OF THE COMPANY: RAMKY INFRASTRUCTURE LIMITED		Name of the Scrip: RAMKY	
SCRIP CODE:	533262		
Class of Security:	EQUITY		
QUARTER ENDED:	30/06/2014		
Partly paid-up shares	No. of partly paid-up shares	As a % of total no. of partly paid-up shares	As a % of total no. of shares of the Company.
Held by promoter/promoter group	0	0	0
Held by Public	0	0	0
Total:	0	0	0
Outstanding convertible securities:	No. of outstanding securities	As a % of total no. of outstanding convertible securities.	As a % of total no. of shares of the Company assuming full conversion of the convertible securities
Held by promoter/promoter group	0	0	0
Held by Public	0	0	0
Total:	0	0	0
Warrants:	No. of warrants	As a % of total no. of warrants	As a % of total no. of shares of the Company, assuming full conversion of warrants
Held by promoter/promoter group	0	0	0
Held by Public	0	0	0
Total:	0	0	0
Total paid-up capital of the Company, assuming full conversion of warrants and convertible securities	57197791	0	100.00



M.P.N.

(I)(a) Statement showing Shareholding Pattern

Name of the Company : RAMKY INFRASTRUCTURE LIMITED		Dated 30.06.2014						
Scrip Code: 533262								
CATEGORY CODE	CATEGORY OF SHAREHOLDER	NO OF SHAREHOLDERS	TOTAL NUMBER OF SHARES	NO OF SHARES HELD IN DEMATERIALIZED FORM	TOTAL SHAREHOLDING AS A % OF TOTAL NO OF SHARES AS a PERCENTAGE of (A+B)	As a PERCENTAGE of (A+B+C)	SHARES PLEDGE OR OTHERWISE ENCUMBERED	AS a PERCENTAGE
(I)	(II)	(III)	(IV)	(V)	(VI)	(VII)	(VIII)	(IX)=(VIII)/(IV)*100
(A)	PROMOTER AND PROMOTER GROUP							
(1)	INDIAN							
(a)	Individual /HUF	11	38531152	38531152	67.36	67.36	22143951	57.47
(b)	Central Government/State Government(s)	0	0	0	0.00	0.00	0	0.00
(c)	Bodies Corporate	1	225000	225000	0.39	0.39	0	0.00
(d)	Financial Institutions / Banks	0	0	0	0.00	0.00	0	0.00
(e)	Others	0	0	0	0.00	0.00	0	0.00
	Sub-Total A(1) :	12	38756152	38756152	67.76	67.76	22143951	57.14
(2)	FOREIGN							
(a)	Individuals (NRIs)/Foreign Individuals)	0	0	0	0.00	0.00	0	0.00
(b)	Bodies Corporate	0	0	0	0.00	0.00	0	0.00
(c)	Institutions	0	0	0	0.00	0.00	0	0.00
(d)	Qualified Foreign Investor	0	0	0	0.00	0.00	0	0.00
(e)	Others	0	0	0	0.00	0.00	0	0.00
	Sub-Total A(2) :	0	0	0	0.00	0.00	0	0.00
	Total A=A(1)+A(2)	12	38756152	38756152	67.76	67.76	22143951	57.14
(B)	PUBLIC SHAREHOLDING							
(1)	INSTITUTIONS							
(a)	Mutual Funds /UTI	2	1593363	1593363	2.79	2.79		
(b)	Financial Institutions /Banks	5	567754	567754	0.99	0.99		
(c)	Central Government / State Government(s)	0	0	0	0.00	0.00		
(d)	Venture Capital Funds	1	289356	289356	0.51	0.51		






CATEGORY CODE	CATEGORY OF SHAREHOLDER	NO OF SHAREHOLDERS	TOTAL NUMBER OF SHARES	NO OF SHARES HELD IN DEMATERIALIZED FORM	TOTAL SHAREHOLDING AS A % OF TOTAL NO OF SHARES		SHARES PLEDGE OR OTHERWISE ENCUMBERED	(IX)=(VIII)/(IV)*100
					AS a PERCENTAGE of (A+B)	As a PERCENTAGE of (A+B+C)		
(I)	(II)	(III)	(IV)	(V)	(VI)	(VII)	(VIII)	(IX)
(e)	Insurance Companies	0	0	0	0.00	0.00		
(f)	Foreign Institutional Investors	5	275223	275223	0.48	0.48		
(g)	Foreign Venture Capital Investors	0	0	0	0.00	0.00		
(h)	Qualified Foreign Investor	0	0	0	0.00	0.00		
(i)	Others	0	0	0	0.00	0.00		
	Sub-Total B(1) :	13	2725696	2725696	4.77	4.77		
(2)	NON-INSTITUTIONS							
(a)	Bodies Corporate	347	3843484	3843484	6.72	6.72		
(b)	Individuals							
	(i) Individuals holding nominal share capital upto Rs.1 lakh	17752	3273965	3221253	5.72	5.72		
	(ii) Individuals holding nominal share capital in excess of Rs.1 lakh	37	1416362	1416362	2.48	2.48		
(c)	Others							
	FOREIGN BODIES	2	5986991	5986991	10.47	10.47		
	H U F	871	1024735	1024735	1.79	1.79		
	DIRECTORS	2	3210	3210	0.01	0.01		
	NON RESIDENT INDIANS	219	119840	119840	0.21	0.21		
	CLEARING MEMBERS	75	46516	46516	0.08	0.08		
	TRUSTS	4	840	840	0.00	0.00		
(d)	Qualified Foreign Investor	0	0	0	0.00	0.00		
	Sub-Total B(2) :	19309	15715943	15663231	27.48	27.48		
	Total B=B(1)+B(2) :	19322	18441639	18388927	32.24	32.24		
	Total (A+B) :	19334	57197791	57145079	100.00	100.00		
(C)	Shares held by custodians, against which Depository Receipts have been issued							
(1)	Promoter and Promoter Group							
(2)	Public	0	0	0	0.00	0.00		
	GRAND TOTAL (A+B+C) :	19334	57197791	57145079	100.00	0.00	22143951	38.71

(i)(b) Sr.No	Statement showing holding of securities (including shares, warrants, convertible securities) of persons belonging to the category "Promoter and Promoter Group"												Total Shares (including underlying shares assuming full conversion of warrants and convertible securities) as a % of diluted share capital (XII)
	Name of the Shareholder		Details of Shares held		Encumbered shares (*)		Details of Warrants		Details of convertible securities		Total Shares (including underlying shares assuming full conversion of warrants and convertible securities) as a % of diluted share capital		
	(ii)	(iii)	(iv)	(v)	(vi)=(v)/(iii)*100	(vii)	(viii)	(ix)	(x)	(xi)	(xii)	(xiii)	
		No. of Shares held	As a % of grand total (A)+(B)+(C)	Pledge Shares	AS a percentage	AS a % of grand total (A) + (B) + (C) of sub-clause (i)(a)	Number of warrants held	As a % total warrants of the same class	Number of convertible securities held	As a % total convertible securities of the same class			
1	ALLA AYODHYA RAMI REDDY	34556122	60.42	22143951	64.08	38.71	0	0.00	0	0.00	0.00	60.42	
2	ALLA DAKSHAYANI	1876000	3.28	0	0.00	0.00	0	0.00	0	0.00	0.00	3.28	
3	Y R NAGA RAJA	1674480	2.93	0	0.00	0.00	0	0.00	0	0.00	0.00	2.93	
4	RAMKY FINANCE AND INVESTMENT PVT LTD	225000	0.39	0	0.00	0.00	0	0.00	0	0.00	0.00	0.39	
5	A ISHAAN	180000	0.31	0	0.00	0.00	0	0.00	0	0.00	0.00	0.31	
6	SHARAN ALLA	180000	0.31	0	0.00	0.00	0	0.00	0	0.00	0.00	0.31	
7	MODUGULA VENUGOPALA REDDY	24000	0.04	0	0.00	0.00	0	0.00	0	0.00	0.00	0.04	
8	MODUGULA VASUDEVA REDDY	14700	0.03	0	0.00	0.00	0	0.00	0	0.00	0.00	0.03	
9	ALLA RAMAKRISHNA REDDY	12000	0.02	0	0.00	0.00	0	0.00	0	0.00	0.00	0.02	
10	Y R NAGAKRISHNA	12000	0.02	0	0.00	0.00	0	0.00	0	0.00	0.00	0.02	
11	PERI REDDY ALLA	1250	0.00	0	0.00	0.00	0	0.00	0	0.00	0.00	0.00	
12	MADHURANI NAGARAJA YANCHARLA	600	0.00	0	0.00	0.00	0	0.00	0	0.00	0.00	0.00	
	TOTAL :	38756152	67.76	22143951	57.14	38.71	0	0.00	0	0.00	0.00	67.76	



Sr.No.	Name of the shareholder	Number of shares held	Shares as a percentage of total number of shares (i.e., Grant total (A)+(B)+(C) indicated in Statement at para (I)(a) above)	Details of warrants		Details of convertible securities		Total shares (including underlying shares assuming full conversion of warrants and convertible securities) as a % of diluted share capital)
				Number of warrants held	As a % total number of warrants of the same class	Number of convertible securities held	% w.r.t total convertible securities of the same class	
1	SA 1 HOLDING INFRASTRUCTURE COMPANY P LTD	4165884	7.28	0	0.00	0	0.00	7.28
2	TARA INDIA HOLDINGS A LTD	1821107	3.18	0	0.00	0	0.00	3.18
3	AADI FINANCIAL ADVISORS LLP	1812898	3.17	0	0.00	0	0.00	3.17
4	UTI-MID CAP FUND	1064830	1.86	0	0.00	0	0.00	1.86
	TOTAL :	8864719	15.50	0	0.00	0	0.00	15.50

Sr.No.	Name(s) of the shareholder(s) and the Persons Acting in Concert (PAC) with them	Number of shares held	Shares as a percentage of total number of shares (i.e., Grant total (A)+(B)+(C) indicated in Statement at para (I)(a) above)	Details of warrants		Details of convertible securities		Total shares (including underlying shares assuming full conversion of warrants and convertible securities) as a % of diluted share capital)
				Number of warrants held	As a % total number of warrants of the same class	Number of convertible securities held	% w.r.t total convertible securities of the same class	
1	SA 1 HOLDING INFRASTRUCTURE COMPANY P LTD	4165884	7.28	0	0.00	0	0.00	7.28
	TOTAL :	4165884	7.28	0	0.00	0	0.00	7.28



(III) (a) Statement showing the voting pattern of shareholders, if more than one class of shares/securities is issued by the issuer.

(Give description of voting rights for each class of security.

Class X: NA

Class Y: NA

Class Z: NA

Category code	Category of shareholder	Number of Voting Rights held in each class of securities			Total Voting Rights (III+IV+V)	Total Voting Rights i.e. (VI)	
		Class X	Class Y	Class Z		As a percentage of (A+B) (VII)	As a percentage of (A+B+C) (VIII)
(I)	(II)	(III)	(IV)	(V)	(VI)		
(A)	Promoter and Promoter Group						
(1)	Indian						
(a)	Individuals/ Hindu Undivided Family						
(b)	Central Government/ State Government(s)						
(c)	Bodies Corporate						
(d)	Financial Institutions/ Banks						
(e)	Any Other (specify)						
	Sub-Total (A)(1)						
(2)	Foreign						
(a)	Individuals (Non-Resident Individuals/ Foreign Individuals)						
(b)	Bodies Corporate						
(c)	Institutions						
(d)	Any Other (specify)						
	Sub-Total (A)(2)						
	Total Shareholding of Promoter and Promoter Group (A)= (A)(1)+(A)(2)						
(B)	Public shareholding						



