

RAMKY INFRASTRUCTURE LIMITED

PART I : STATEMENT OF AUDITED STANDALONE FINANCIAL RESULTS FOR THE QUARTER AND YEAR ENDED 31 MARCH 2014

All amounts in Indian Rupees (₹) lakhs, except share data

Sl. No.	PARTICULARS	Quarter ended			Year ended	
		31-Mar-14 (Audited)*	31-Dec-13 (Unaudited)	31-Mar-13 (Audited)*	31-Mar-14 (Audited)	31-Mar-13 (Audited)
1	Income from operations	30,801.66	41,602.91	94,476.29	175,509.49	303,861.73
	Total income	30,801.66	41,602.91	94,476.29	175,509.49	303,861.73
2	Expenses					
a	(Increase)/ Decrease in contract work-in-progress	(902.30)	3,776.38	1,586.65	(3,237.43)	(15,275.40)
b	Materials consumed	15,992.29	11,616.39	27,788.41	57,318.10	97,794.41
c	Sub-contract expenses	18,000.45	13,121.64	37,062.99	70,229.31	99,982.00
d	Other contract expenses	9,573.10	14,199.71	15,450.98	54,506.17	71,467.18
e	Employee benefits expense	1,499.54	1,844.02	3,051.92	7,921.97	12,453.17
f	Depreciation and amortisation	1,142.69	1,149.85	1,259.41	4,581.59	4,194.38
g	Other expenses	11,934.68	5,245.03	3,737.11	29,355.64	10,436.14
	Total expenses	57,240.45	50,953.02	89,937.47	220,675.35	281,051.88
3	(Loss)/Profit from operations before other income, finance costs and exceptional items (1 - 2)	(26,438.79)	(9,350.11)	4,538.82	(45,165.86)	22,809.85
4	Other income	1,107.63	274.76	1,013.20	2,293.56	3,219.49
5	(Loss)/Profit from ordinary activities before finance costs and exceptional items (3 + 4)	(25,331.16)	(9,075.35)	5,552.02	(42,872.30)	26,029.34
6	Finance costs	6,627.51	4,481.20	4,697.63	19,470.50	16,965.59
7	(Loss)/Profit from ordinary activities after finance costs but before exceptional items (5 - 6)	(31,958.67)	(13,556.55)	854.39	(62,342.80)	9,063.75
8	Exceptional items	-	-	-	-	-
9	(Loss)/Profit from ordinary activities before tax (7 - 8)	(31,958.67)	(13,556.55)	854.39	(62,342.80)	9,063.75
10	Tax expense:					
	- Current year taxes	(14,907.36)	-	278.90	(20,209.62)	3,070.51
	- Previous year tax	1,077.57	-	-	1,077.57	-
11	Net (loss)/profit from ordinary activities after tax (9 - 10)	(18,128.88)	(13,556.55)	575.49	(43,210.75)	5,993.24
12	Extra-ordinary items	-	-	-	-	-
13	Net (loss)/profit for the period (11 - 12)	(18,128.88)	(13,556.55)	575.49	(43,210.75)	5,993.24
14	Paid - up equity share capital (face value ₹10/- each)	5,719.78	5,719.78	5,719.78	5,719.78	5,719.78
15	Reserves (excluding revaluation reserve)				53,772.27	96,983.02
16	Earnings per share (of ₹10 each)					
	a) Before Extra-ordinary items					
	- Basic	(31.70)	(23.70)	1.01	(75.55)	10.48
	- Diluted	(31.70)	(23.70)	1.01	(75.55)	10.48
	b) After Extra-ordinary items					
	- Basic	(31.70)	(23.70)	1.01	(75.55)	10.48
	- Diluted	(31.70)	(23.70)	1.01	(75.55)	10.48

* Balancing figure (refer note: 8)

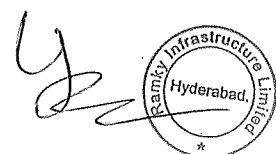
PART II : SELECTED INFORMATION FOR THE QUARTER AND YEAR ENDED 31 MARCH 2014

A. PARTICULARS OF SHARE HOLDING

Sl. No.	PARTICULARS	Quarter ended			Year ended	
		31-Mar-14	31-Dec-13	31-Mar-13	31-Mar-14	31-Mar-13
1	Public share holding:					
	- Number of shares	18,441,639	18,441,639	18,441,639	18,441,639	18,441,639
	- Percentage of shareholding	32.24%	32.24%	32.24%	32.24%	32.24%
2	Promoters and promoter group shareholding					
a	Pledged/Encumbered:					
	- Number of shares	21,176,209	4,509,542	4,509,542	21,176,209	4,509,542
	- Percentage of shares (as a % of the total shareholding of promoter and promoter group)	54.64%	11.64%	11.64%	54.64%	11.64%
	- Percentage of shares (as a % of the total share capital of the Company)	37.02%	7.88%	7.88%	37.02%	7.88%
b	Non-encumbered:					
	- Number of shares	17,579,943	34,246,610	34,246,610	17,579,943	34,246,610
	- Percentage of shares (as a % of the total shareholding of promoter and promoter group)	45.36%	88.36%	88.36%	45.36%	88.36%
	- Percentage of shares (as a % of the total share capital of the Company)	30.74%	59.88%	59.88%	30.74%	59.88%

B INVESTOR COMPLAINTS

Pending at the beginning of the quarter	0
Received during the quarter	1
Disposed of during the quarter	1
Remaining unresolved at the end of the quarter	0



Notes:

- 1 The accompanying audited standalone financial results were reviewed by the Audit Committee and approved by the Board of Directors of the Company at their meeting held on 20 June 2014.
- 2 The operations of the Company consists of construction/project activities and there are no other reportable segments under Accounting Standard-17 - "Segment Reporting".

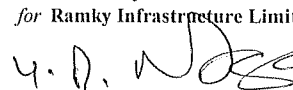

3 Statement of assets and liabilities

All amounts in Indian Rupees (₹) lakhs

Sl. No.	Particulars	As at	As at
		31-Mar-14	31-Mar-13
		(Audited)	(Audited)
A	EQUITY AND LIABILITIES		
1	Shareholders' funds		
	(a) Share capital	5,719.78	5,719.78
	(b) Reserves and surplus	53,772.27	96,983.02
		59,492.05	102,702.80
2	Non-current liabilities		
	(a) Long-term borrowings	13,282.71	18,940.70
	(b) Deferred tax liabilities (net)	-	290.45
	(c) Other long-term liabilities	2,116.58	3,421.62
	(d) Long-term provisions	6,742.06	6,837.84
		22,141.35	29,490.61
3	Current liabilities		
	(a) Short-term borrowings	113,745.70	86,182.96
	(b) Trade payables	87,372.21	108,883.32
	(c) Other current liabilities	96,864.14	91,106.81
	(d) Short-term provisions	3,734.89	1,298.28
		301,716.94	287,471.37
	TOTAL - EQUITY AND LIABILITIES	383,350.34	419,664.78
B	ASSETS		
1	Non-current assets		
	(a) Fixed assets	38,344.00	40,528.67
	(b) Non-current investments	41,906.67	40,602.67
	(c) Deferred tax asset (net)	19,920.40	-
	(d) Long-term loans and advances	11,521.67	22,198.44
	(e) Other non-current assets	868.50	2,499.90
		112,561.24	105,829.68
2	Current assets		
	(a) Inventories	97,637.94	95,569.31
	(b) Trade receivables	94,393.31	148,861.11
	(c) Cash and cash equivalents	7,558.45	7,029.10
	(d) Short-term loans and advances	69,464.52	60,759.58
	(e) Other current assets	1,734.88	1,616.00
		270,789.10	313,835.10
	TOTAL - ASSETS	383,350.34	419,664.78

- 4 During the previous year a search and seizure operation under Section 132 of the Income Tax Act, 1961 was carried out by the Income Tax Authorities on the Company's premises. At the time of search, the Company was not able to substantiate some transactions to the satisfaction of the Income Tax Department. While the transactions can be substantiated, to avoid dispute with the Income Tax department, the Company has accepted for additional disallowance of expenses and filed revised returns for the respective previous years with the Income Tax Department for amount contended. The resulting tax exposure of ₹ 1,077.57 lakhs (including penal interest of ₹ 283.77 lakhs) has been disclosed as tax expense relating to previous year in the audited financial results. The joint statutory auditors of the Company have drawn Emphasis of Matter in their audit report which is not qualified with respect to this matter.
- 5 During the year ended 31 March 2014, the Company has made a provision of ₹ 16,989.88 lakhs (₹ 3,282.22 lakhs for the year ended 31 March 2013) as a matter of abundant caution, to cover its currently perceived risks in relation to certain long outstanding/ non-moving receivables including retention money and amounts with held by the customers, advances to suppliers and sub-contractors, project inventory and project work-in-progress. These risks primarily arise from the uncertainties and stress in the macroeconomic environment. The Company will continue to monitor the risks and recoverability in relation to such balances on a quarterly basis, while simultaneously accelerating its recovery efforts.
- 6 The Company has recognized deferred tax asset on unabsorbed depreciation and business losses incurred by the Company during the year aggregating to ₹ 20,209.62 lakhs. Based on estimated realisation of reasonable margin on existing contracts on hand, the management is confident of the virtual certainty of sufficient future taxable income for realisation of deferred tax assets as enunciated in Accounting Standard 22 "Accounting for Taxes on Income" (AS 22). The joint statutory auditors of the Company have included a qualification on this matter as in their opinion, based on the existing supporting evidence and information and explanations provided by the management, the above may not meet the requirement of virtual certainty, under AS 22.
- 7 As at 31 March 2014, an amount of ₹ 7,762.68 lakhs (including amount pertaining to advances, retention money, contract work-in-progress and performance bank guarantees invoked) is receivable from customers against the contracts not been pursued on account of foreclosure by the Company/ disputes with customers. The Management of the Company, keeping in view the long term nature of the contracts, terms and condition implicit in these contracts and the ongoing discussion based on which steps to recover are currently in process, is confident of recovering the amount as they are contractually tenable. The joint statutory auditors of the Company have drawn Emphasis of Matter in their audit report which is not qualified with respect to this matter.
- 8 Figures for the 3 months ended on 31 March 2014 and 31 March 2013 are balancing figures between audited figures in respect of full financial year and the published year to date figures upto the third quarter of the current financial year ended 31 March 2014 and preceding year ended 31 March 2013. Also, the figures upto the end of the third quarter 31 December 2013 and December 2012 were only reviewed and not subjected to audit.
- 9 Figures for previous period/ year have been regrouped, wherever necessary to conform to the current quarters' classification.

By order of the Board
for Ramky Infrastructure Limited

Y R Nagaraja
Managing Director

Place: Hyderabad
Date: 20 June 2014