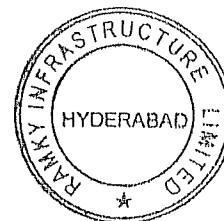


**RAMKY INFRASTRUCTURE LIMITED**  
**AUDITED CONSOLIDATED FINANCIAL RESULTS FOR THE YEAR ENDED MARCH 31, 2011**

All amounts in Indian Rupees lakhs, except share data

Sl. No.	PARTICULARS	Year ended	
		31.03.2011 (Audited)	31.03.2010 (Audited)
1	Net income from operations	311,838.75	202,201.55
2	Other Operating Income	2,857.21	1,962.42
3	Total income (1+2)	314,695.96	204,163.97
4	Total expenditure	279,833.61	181,157.17
a	(Increase)/ decrease in contract work in progress	2,115.44	(14,108.51)
b	Material consumed	71,414.05	41,385.70
c	Sub-Contract expenses	118,743.39	97,084.12
d	Other contract expenses	67,017.36	44,715.80
e	Personnel costs	10,993.40	6,317.15
f	Administration and other expenses	7,233.74	4,597.26
g	Depreciation and amortisation	2,316.23	1,165.65
5	Profit from operations before other income and interest (3 - 4)	34,862.35	23,006.80
6	Other Income	8,750.06	6,856.50
7	Profit before interest (5+ 6)	43,612.41	29,863.30
8	Interest expenses	14,009.30	10,845.13
9	Profit before Tax (7 - 8)	29,603.11	19,018.17
10	Tax expense	6,381.46	4,216.78
11	Net profit before Minority interest (9 - 10)	23,221.65	14,801.39
12	Minority Interest	2,608.47	2,062.15
13	Share of loss from associate company (net of tax)	4.63	1.99
14	Net profit attributable to shareholders of the parent (11- 12 - 13)	20,608.55	12,737.25
15	Paid - up equity share capital (face value Rs. 10/- each)	5,719.78	4,942.00
16	Reserves (excluding revaluation reserve)	100,745.81	50,550.52
17	Earnings per share for the period (in Rupees) per Rs. 10/- share		
	a) Before Extra-ordinary items		
	- Basic	38.73	25.77
	- Diluted	38.73	25.77
	b) After Extra-ordinary items		
	- Basic	38.73	25.77
	- Diluted	38.73	25.77
14	Public share holding*		
	-Number of shares (Face value Rs. 10/- each)	18,958,824	7,847,714
	-Percentage of share holding	33.15%	15.88%
15	Promoters and promoter group Shareholding		
a	Pledged / Encumbered		
	- Number of shares	3,150,000	3,150,000
	- Percentage of shares (as a % of the total shareholding of promoter and promoter group)	8.24%	7.58%
	- Percentage of shares (as a % of the total share capital of the company)	5.50%	6.37%
b	Non-encumbered		
	- Number of shares	35,088,967	38,422,300
	- Percentage of shares (as a % of the total shareholding of promoter and promoter group)	91.76%	92.42%
	- Percentage of shares (as a % of the total share capital of the company)	61.35%	77.75%

\*Public Share Holding as defined under Clause 40A of Listing Agreement (excludes shares held by Promoters and Promoter Group)



*[Handwritten signature]*

**RAMKY INFRASTRUCTURE LIMITED**  
**AUDITED CONSOLIDATED FINANCIAL RESULTS FOR THE YEAR ENDED MARCH 31, 2011**

**Segment reporting (Consolidated)**


All amounts in Indian Rupees lakhs, except share data

Sl. No.	PARTICULARS	Year ended	
		31.03.2011	31.03.2010
		(Audited)	(Audited)
	Segment wise revenue, results and capital employed:		
1	Segment revenue :		
	a) Construction business	284,633.18	186,125.25
	b) Developer business	52,042.89	38,321.37
	c) Others	142.99	-
	Total	336,819.06	224,446.62
	Less: Inter segment revenue	22,123.10	20,282.65
	Total income	314,695.96	204,163.97
2	Segment results :		
	Profit / (loss) before tax and interest from each segment		
	a) Construction business	29,727.24	18,041.60
	b) Developer business	13,890.35	11,821.70
	c) Others	(5.18)	-
	Total	43,612.41	29,863.30
	Less: (i) Interest	14,009.30	10,845.13
	(ii) Other un-allocable expenditure	-	-
	Total profit before tax	29,603.11	19,018.17
3	Capital Employed:		
	a) Construction business	45,928.74	23,631.58
	b) Developer business	77,296.15	46,448.43
	c) Others	183.31	-
	d) Un-allocable	212.67	212.67
	Total	123,620.87	70,292.68

**Notes:**

- The audited results have been reviewed by the Audit Committee of the Board on 26 May 2011 and approved by the Board of Directors of the Company at their meeting held on 26 May 2011.
- The Board of Directors have recommended payment of final dividend of Rs. 4.50 per equity share (face value of Rs. 10 each) on the number of shares outstanding as on the record date. Provision for final dividend including dividend distribution tax thereon, has been made in the books of accounts for 57,197,791 shares outstanding as at March 31, 2011 amounting to Rs. 2,991.45 lakhs.
- During the current year the Company completed its initial public offer of 7,777,777 equity shares as fresh issue and 4,000,000 equity shares as offer for sale of Rs 10 each at a premium of Rs 440 each on 5th October, 2010. The equity shares were listed on the Bombay Stock Exchange and National Stock Exchange effective 8th October 2010. Accordingly, the disclosures regarding Public Shareholding and Promoter Group Shareholding are applicable to the Company from the aforementioned date and incorporated above.
- Pursuant to clause 41 of the Listing Agreement, the investor complaints received, disposed off and lying unresolved for the quarter ended 31 March 2011 are given in the table below:

Nature of Complaints	Opening balance	Received	Disposal	Closing Balance
Non receipt of Shares, Dividend and non credit of dividend	0	41	40	1




**RAMKY INFRASTRUCTURE LIMITED**  
**AUDITED CONSOLIDATED FINANCIAL RESULTS FOR THE YEAR ENDED MARCH 31, 2011**

5 Statement of Assets and Liabilities

All amounts in Indian Rupees lakhs, except share data

Sl. No.	PARTICULARS	As at	
		31.03.11	31.03.10
		(Audited)	(Audited)
	<b>SHARE HOLDERS' FUNDS</b>		
a	Share capital	5,719.78	4,942.00
b	Reserves and Surplus	100,745.81	50,550.52
	<b>LOAN FUNDS</b>	130,069.76	101,193.18
	<b>MINORITY INTEREST</b>	17,155.28	14,800.16
	<b>DEFERRED TAX LIABILITIES</b>	3,788.09	2,945.88
		<b>257,478.72</b>	<b>174,431.74</b>
	<b>FIXED ASSETS</b>		
	(including capital work in progress/advances)	65,951.84	28,006.95
	<b>GODWILL</b>	212.67	212.67
	<b>DEFERRED TAX ASSETS</b>	121.11	-
	<b>INVESTMENTS</b>	8,753.77	8,760.68
	<b>RECEIVABLES UNDER SERVICE CONCESSION AGREEMENTS</b>	88,108.50	66,955.76
	<b>CURRENT ASSETS, LOANS AND ADVANCES</b>		
a	Inventory	60,231.79	55,273.42
b	Sundry debtors	101,145.64	50,204.18
c	Cash and bank balances	22,925.91	16,777.00
d	Loans and advances	103,944.91	54,630.31
	Less: Current liabilities and provisions		
a	liabilities	188,585.67	106,150.11
b	Provisions	5,331.75	239.12
	<b>Net current assets</b>	<b>94,330.83</b>	<b>70,495.68</b>
		<b>257,478.72</b>	<b>174,431.74</b>

6 The figures for the previous year have been re-grouped/re-classified, wherever necessary, to conform with the current year classification.



By order of the Board  
 For Ramky Infrastructure Limited

*Y R Nagaraj*

Y R Nagaraj  
 Managing Director

Place: Hyderabad  
 Date: 26 May 2011