



RAMKY INFRASTRUCTURE LIMITED
UNAUDITED CONSOLIDATED FINANCIAL RESULTS FOR THE QUARTER AND NINE MONTHS ENDED 31 DECEMBER 2011

All amounts in Indian Rupees lakhs, except share data

S. No	PARTICULARS	Quarter ended			Nine Months ended		Year ended
		31.12.2011 (Unaudited)	30.09.2011 (Unaudited)	31.12.2010 (Unaudited)	31.12.2011 (Unaudited)	31.12.2010 (Unaudited)	31.03.2011 (Audited)
1	Income from operations	91,827.76	73,662.91	82,921.84	238,702.36	183,450.73	311,838.75
2	Other operating income	2,161.11	2,085.30	640.63	6,320.94	1,830.43	2,857.21
	Total income (1 + 2)	93,988.87	75,748.21	83,562.47	245,023.30	185,281.16	314,695.96
3	Expenditure						
a	(Increase) / decrease in contract work-in-progress	(12,437.45)	32.42	3,801.02	(21,876.91)	(5,890.46)	2,115.44
b	Materials consumed	29,481.79	16,914.40	20,980.01	67,512.90	43,847.12	71,414.05
c	Sub-Contract expenses	31,376.20	21,698.11	24,068.72	80,221.34	72,487.66	118,743.39
d	Development expenditure	9,501.62	6,995.28	2,142.18	23,851.68	9,099.94	22,856.77
e	Other contract expenses	16,818.83	12,378.02	18,936.13	42,251.78	33,597.22	44,160.59
f	Employee cost	4,408.21	3,753.00	3,002.20	11,590.09	6,459.90	10,993.40
g	Depreciation	1,046.25	1,130.60	670.34	3,177.65	1,332.19	2,316.23
h	Other expenditure	3,394.99	3,512.31	1,492.96	9,361.90	3,698.54	7,233.74
	Total	83,590.44	66,414.14	75,093.56	216,090.43	164,632.11	279,833.61
4	Profit from operations before other income and interest (1 + 2 - 3)	10,398.43	9,334.07	8,468.91	28,932.87	20,649.05	34,862.35
5	Other income	2,966.84	2,553.56	1,751.77	8,413.30	6,116.91	8,750.06
6	Profit before interest (4 + 5)	13,365.27	11,887.63	10,220.68	37,346.17	26,765.96	43,612.41
7	Interest expenses	5,728.26	5,159.38	3,080.30	16,402.06	9,174.63	14,009.30
8	Profit before tax (6 - 7)	7,637.01	6,728.25	7,140.38	20,944.11	17,591.33	29,603.11
9	Tax expense	1,931.29	2,042.17	1,983.83	5,944.20	3,868.55	6,381.46
10	Net profit before minority interest (8 - 9)	5,705.72	4,686.08	5,156.55	14,999.91	13,722.78	23,221.65
11	Minority interest	387.79	264.76	502.88	774.83	2,251.29	2,608.47
12	Share of loss from associate company (net of tax)	2.28	1.79	3.09	5.72	5.74	4.63
13	Net profit attributable to shareholders of the parent (10 - 11 - 12)	5,315.65	4,419.53	4,650.58	14,219.36	11,465.75	20,608.55
14	Paid - up equity share capital (face value Rs. 10/- each)	5,719.78	5,719.78	5,719.78	5,719.78	5,719.78	5,719.78
15	Reserves (Excluding revaluation reserve)						100,745.81
16	Earnings per share for the period (in Rupees) per Rs. 10/- share						
	- Basic	9.29	7.73	8.18	24.86	22.09	38.73
	- Diluted	9.29	7.73	8.18	24.86	22.09	38.73
		(Not annualised)	(Not annualised)	(Not annualised)	(Not annualised)	(Not annualised)	
17	Public share holding*						
	-Number of shares (Face value Rs.10/- each)	18,958,824	18,958,824	18,958,824	18,958,824	18,958,824	18,958,824
	-Percentage of share holding	33.15%	33.15%	33.15%	33.15%	33.15%	33.15%
18	Promoters and promoter group shareholding						
a	Pledged / Encumbered						
	- Number of shares	4,509,542	4,509,542	3,150,000	4,509,542	3,150,000	3,150,000
	- Percentage of shares (as a % of the total shareholding of promoter and promoter group)	11.79%	11.79%	8.24%	11.79%	8.24%	8.24%
	- Percentage of shares (as a % of the total share capital of the company)	7.88%	7.88%	5.50%	7.88%	5.50%	5.50%
b	Non-encumbered						
	- Number of shares	33,729,425	33,729,425	35,088,967	33,729,425	35,088,967	35,088,967
	- Percentage of shares (as a % of the total shareholding of promoter and promoter group)	88.21%	88.21%	91.76%	88.21%	91.76%	91.76%
	- Percentage of shares (as a % of the total share capital of the company)	58.97%	58.97%	61.35%	58.97%	61.35%	61.35%

*Public share holding as defined under Clause 40A of Listing Agreement (excludes shares held by Promoters and Promoter Group)



RAMKY INFRASTRUCTURE LIMITED
UNAUDITED CONSOLIDATED FINANCIAL RESULTS FOR THE QUARTER AND NINE MONTHS ENDED 31 DECEMBER 2011

Segment reporting (Consolidated)

All amounts in Indian Rupees lakhs, except share data

S. No.	Particulars	Quarter ended			Nine Months ended		Year ended
		31.12.2011	30.09.2011	31.12.2010	31.12.2011	31.12.2010	31.03.2011
		Unaudited	Unaudited	Unaudited	Unaudited	Unaudited	Audited
	Segment wise revenue, results and capital employed:						
1	Segment revenue :						
	a) Construction business	80,385.39	66,573.76	79,330.47	210,722.97	171,920.59	284,633.18
	b) Developer business	17,883.74	15,315.66	6,874.76	44,702.77	22,193.65	52,042.85
	c) Others	1,096.66	1,148.09	-	3,339.03	-	142.95
	Total	99,365.79	83,037.51	86,205.23	258,764.77	194,114.24	336,819.06
	Less: Inter segment revenue	5,376.92	7,289.30	2,642.76	13,741.47	8,833.08	22,123.10
	Total income	93,988.87	75,748.21	83,562.47	245,023.30	185,281.16	314,695.96
2	Segment results :						
	Profit / (loss) before tax and interest from each segment						
	a) Construction business	8,545.63	7,675.97	7,392.52	23,489.55	16,642.05	29,727.24
	b) Developer business	4,782.39	4,200.55	2,828.16	13,779.20	10,123.91	13,890.35
	c) Others	37.25	11.11	-	77.42	-	(5.18)
	Total	13,365.27	11,887.63	10,220.68	37,346.17	26,765.96	43,612.41
	Less: (i) Interest	5,728.26	5,159.38	3,080.30	16,402.06	9,174.63	14,009.30
	(ii) Other un-allocable expenditure	-	-	-	-	-	-
	Total profit before tax	7,637.01	6,728.25	7,140.38	20,944.11	17,591.33	29,603.11
3	Capital Employed:						
	a) Construction business	39,404.19	42,055.74	52,881.71	39,404.19	52,881.71	37,174.97
	b) Developer business	90,451.78	81,055.13	57,551.65	90,451.78	57,551.65	77,296.15
	c) Others	2,015.51	1,614.41	-	2,015.51	-	183.31
	d) Unallocable	8,960.72	8,963.00	8,970.11	8,960.72	8,970.11	8,966.44
	Total	140,832.20	133,688.28	119,403.47	140,832.20	119,403.47	123,620.87

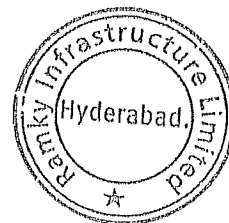

Notes:

- The unaudited consolidated results have been reviewed by the Audit Committee of the Board on 14 February 2012 and approved by the Board of Directors of the Company at their meeting held on 14 February 2012.
- Pursuant to clause 41 of the Listing Agreement, the investor complaints received, disposed off and lying unresolved for the quarter ended 31 December 2011 are given in the table below:

Nature of Complaints	Opening balance	Received	Disposal	Closing Balance
Non receipt of dividend warrants	0	49	49	0

- The results for the quarter and nine months ended 31 December 2011 have been subjected to a "Limited review" by the Statutory Auditors of the Company. An unqualified report has been issued by them thereon.
- The figures of previous periods have been re-grouped, wherever necessary, to confirm to current quarter/period classification. The Company does not have any exceptional or extraordinary items to report for the above periods.

By order of the Board
for Ramky Infrastructure Limited



Y. R. Nagaraja

Place: Hyderabad
Date: 14 February 2012

Y R Nagaraja
Managing Director