



(1)(a) STATEMENT SHOWING SHAREHOLDING PATTERN IN CLAUSE-35			
NAME OF THE COMPANY:RAMKY INFRASTRUCTURE LIMITED		Name of the Scrip:RAMKY	
SCRIP CODE:	533262		
Class of Security:	Equity		
QUARTER ENDED:	31/03/2013		
Partly paid-up shares	No. of partly paid-up shares	As a % of total no. of partly paid-up shares	As a % of total no. of shares of the Company.
Held by promoter/promoter group	0	0	0
Held by Public	0	0	0
Total:	0	0	0
Outstanding convertible securities:	No. of outstanding securities	As a % of total no. of outstanding convertible securities.	As a % of total no. of shares of the Company assuming full conversion of the convertible securities
Held by promoter/promoter group	0	0	0
Held by Public	0	0	0
Total:	0	0	0
Warrants:	No. of warrants	As a % of total no. of warrants	As a % of total no. of shares of the Company, assuming full conversion of warrants
Held by promoter/promoter group	0	0	0
Held by Public	0	0	0
Total:	0	0	0
Total paid-up capital of the Company, assuming full conversion of warrants and convertible securities	57197791	0	100.00

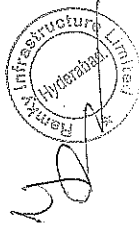
(I)(a) Statement showing Shareholding Pattern

Name of the Company : RAMKY INFRASTRUCTURE LIMITED	
Scrip Code: 533262	Dated 31.03.2013


CATE GORY CODE	CATEGORY OF SHAREHOLDER	NO OF SHAREHOLDERS	TOTAL NUMBER OF SHARES	NO OF SHARES HELD IN DEMATERIALIZED FORM	TOTAL SHAREHOLDING AS A		SHARES PLEDGE OR	
					PERCENTAGE of (A+B) (VI)	PERCENTAGE of (A+B+C) (VII)	NUMBER OF SHARES (VIII)	AS PERCENTAGE (IX)=(VIII)/(IV)*100
(I)	(II)	(III)	(IV)	(V)	(VI)	(VII)	(VIII)	(IX)
(A)	PROMOTER AND PROMOTER GROUP							
(1)	INDIAN							
(a)	Individual /HUF	11	38531152	38531152	67.36	67.36	4509542	11.70
(b)	Central Government/State Government(s)	0	0	0	0.00	0.00	0	0.00
(c)	Bodies Corporate	1	225000	225000	0.39	0.39	0	0.00
(d)	Financial Institutions / Banks	0	0	0	0.00	0.00	0	0.00
(e)	Others	0	0	0	0.00	0.00	0	0.00
	Sub-Total A(1) :	12	38756152	38756152	67.76	67.76	4509542	11.64
(2)	FOREIGN							
(a)	Individuals (NRIs/Foreign Individuals)	0	0	0	0.00	0.00	0	0.00
(b)	Bodies Corporate	0	0	0	0.00	0.00	0	0.00
(c)	Institutions	0	0	0	0.00	0.00	0	0.00
(d)	Qualified Foreign Investor	0	0	0	0.00	0.00	0	0.00
(e)	Others	0	0	0	0.00	0.00	0	0.00
	Sub-Total A(2) :	0	0	0	0.00	0.00	0	0.00
	Total A=A(1)+A(2)	12	38756152	38756152	67.76	67.76	4509542	11.64
(B)	PUBLIC SHAREHOLDING							
(1)	INSTITUTIONS							
(a)	Mutual Funds /UTI	5	1612445	1612445	2.82	2.82		
(b)	Financial Institutions /Banks	8	640885	640885	1.12	1.12		
(c)	Central Government / State Government(s)	0	0	0	0.00	0.00		
(d)	Venture Capital Funds	1	289356	289356	0.51	0.51		
(e)	Insurance Companies	0	0	0	0.00	0.00		
(f)	Foreign Institutional Investors	6	348413	348413	0.61	0.61		
(g)	Foreign Venture Capital Investors	0	0	0	0.00	0.00		
(h)	Qualified Foreign Investor	0	0	0	0.00	0.00		
(i)	Others	0	0	0	0.00	0.00		
	Sub-Total B(1) :	20	2891099	2891099	5.05	5.05		
(2)	NON-INSTITUTIONS							
(a)	Bodies Corporate	432	2531424	2531424	4.43	4.43		
(b)	Individuals							
	(i) Individuals holding nominal share capital upto Rs. 1 lakh	19690	3282626	3228534	5.74	5.74		
	(ii) Individuals holding nominal share capital in excess of Rs. 1 lakh	37	3172544	3172544	5.55	5.55		
(c)	Others							
	FOREIGN BODIES	2	5986991	5986991	10.47	10.47		
	H U F	910	405216	405216	0.71	0.71		
	DIRECTORS	2	3210	3210	0.01	0.01		
	NON RESIDENT INDIANS	248	111576	111576	0.20	0.20		
	CLEARING MEMBERS	75	56113	56113	0.10	0.10		
	TRUSTS	4	840	840	0.00	0.00		
(d)	Qualified Foreign Investor	0	0	0	0.00	0.00		
	Sub-Total B(2) :	21400	15550540	15496448	27.19	27.19		
	Total B=B(1)+B(2) :	21420	18441639	18387547	32.24	32.24		
	Total (A+B) :	21432	57197791	57143699	100.00	100.00		
(C)	Shares held by custodians, against which Depository Receipts have been issued							
(1)	Promoter and Promoter Group							
(2)	Public	0	0	0	0.00	0.00		
	GRAND TOTAL (A+B+C) :	21432	57197791	57143699	100.00	0.00	4509542	7.88



(I)(b) Sr.No	Statement showing holding of securities (including shares, warrants, convertible securities) of persons belonging to the category "Promoter and Promoter Group"												
	Name of the Shareholder		Details of Shares held		Encumbered shares (*)		AS a % of grand total (A)+(B)+(C) of sub-clause (i)(a)		Details of Warrants		Details of convertible securities		Total Shares (including underlying shares assuming full conversion of warrants and convertible securities) as a % of diluted share capital (XII)
(i)	(ii)	(iii)	(iv)	(v)	(vi)=(v)/(iii)*100	(vii)	(viii)	(ix)	(x)	(xi)	(xii)	(xiii)	(xiv)
1	ALLA AYODHYA RAMI REDDY	34556122	60.42	4509542	13.05	7.88	0	0.00	0	0.00	0	0.00	60.42
2	ALLA DAKSHAYANI	1876000	3.28	0	0.00	0.00	0	0.00	0	0.00	0	0.00	3.28
3	Y R NAGA RAJA	1674480	2.93	0	0.00	0.00	0	0.00	0	0.00	0	0.00	2.93
4	RAMKY FINANCE AND INVESTMENT PVT LTD	225000	0.39	0	0.00	0.00	0	0.00	0	0.00	0	0.00	0.39
5	A ISHAAN	180000	0.31	0	0.00	0.00	0	0.00	0	0.00	0	0.00	0.31
6	SHARAN ALLA	180000	0.31	0	0.00	0.00	0	0.00	0	0.00	0	0.00	0.31
7	MODUGULA VENUGOPALA REDDY	24000	0.04	0	0.00	0.00	0	0.00	0	0.00	0	0.00	0.04
8	MODUGULA VASUDEVA REDDY	14700	0.03	0	0.00	0.00	0	0.00	0	0.00	0	0.00	0.03
9	ALLA RAMAKRISHNA REDDY	12000	0.02	0	0.00	0.00	0	0.00	0	0.00	0	0.00	0.02
10	Y R NAGAKRISHNA	12000	0.02	0	0.00	0.00	0	0.00	0	0.00	0	0.00	0.02
11	PERI REDDY ALLA	1250	0.00	0	0.00	0.00	0	0.00	0	0.00	0	0.00	0.00
12	MADHURANI NAGARAJA YANCHARLA	600	0.00	0	0.00	0.00	0	0.00	0	0.00	0	0.00	0.00
	TOTAL :	38756152	67.76	4509542	11.64	7.88	0	0.00	0	0.00	0	0.00	67.76

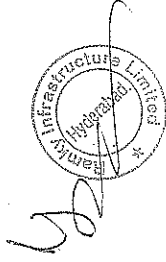


Sr.No.	(1)(c)(i) Statement showing holding of securities (including shares, warrants, convertible securities) of persons belonging to the category "Public" and holding more than 1% of the total number of shares	Number of shares held	Shares as a percentage of total number of shares (i.e., Grant total (A)+(B)+(C) indicated in Statement at para (1)(a) above)	Details of warrants		Details of convertible securities		Total shares (including underlying shares assuming full conversion of warrants and convertible securities) as a % of diluted share capital)
				Number of warrants held	As a % total number of warrants of the same class	Number of convertible securities held	% w.r.t total number of convertible securities of the same class	
1	SA 1 HOLDING INFRASTRUCTURE COMPANY P.LTD.	416884	7.28	0	0.00	0	0.00	7.28
2	TARA INDIA HOLDINGS A.LTD	1821107	3.16	0	0.00	0	0.00	3.18
3	AADI FINANCIAL ADVISORS LLP	1793898	3.14	0	0.00	0	0.00	3.14
4	UTI MASTER VALUE FUND	683150	1.19	0	0.00	0	0.00	1.19
	TOTAL :	8464039	14.80	0	0.00	0	0.00	14.80



(l)(c)(ii) Statement showing holding of securities (including shares, warrants, convertible securities) of persons (together with PAC) belonging to the category "Public" and holding more than 5% of the total number of shares of the company

Sr.No.	Name(s) of the shareholder(s) and the Persons Acting in Concert (PAC) with them	Number of shares held	Shares as a percentage of total number of shares (i.e., Grant total (A)+(B)+(C) indicated in Statement at para (l)(a) above)	Details of warrants		Details of convertible securities		Total shares (including underlying shares assuming full conversion of warrants and convertible securities) as a % of diluted share capital
				Number of warrants held	As a % number of warrants of same class	Number of convertible securities held	% w.r.t total convertible securities of the same class	
1	SA 1 HOLDING INFRASTRUCTURE COMPANY P LTD	4165884	7.28	0	0.00	0	0.00	7.28
TOTAL :		4165884	7.28	0	0.00	0	0.00	7.28



(I)(d) STATEMENT SHOWING DETAILS OF LOCKED-IN SHARES"			
Sr.No.	Name of the shareholder	Number of locked-in shares	Locked-in shares as a (%) percentage of total number of shares {i.e., Grand Total (A)+(B)+(C) Indicated in Statement at para (I)(a) above}
1	ALLA AYODHYA RAMI REDDY	10906810	19.07
2	Y R NAGA RAJA	532748	0.93
	TOTAL :	11439558	20.00
			PROMOTER/PROMOTER GROUP
			PROMOTER/PROMOTER GROUP

(II)(a) STATEMENT SHOWING DETAILS OF DEPOSITORY RECEIPTS (DRS)			
Sr.No.	Type of outstanding DR (ADRs,GDRs,SDRs,etc.)	Number of outstanding DRs	Number of shares underlying outstanding DRs
		0	0
	TOTAL :	0	0
			Shares underlying outstanding DRs as a percentage of total number of shares {i.e., Grand Total (A)+(B)+(C) indicated in Statement at Para(II)(a) above}

(II)(b) Statement showing Holding of Depository Receipts (DRs), where underlying shares held by "Promoter/Promoter			
Sr.No.	Name of the DR Holder	Type of outstanding DR (ADRs,GDRs,SDRs,etc.)	Number of shares underlying outstanding DRs
			0
	TOTAL :		0
			Shares underlying outstanding DRs as a percentage of total number of shares {i.e., Grand Total (A)+(B)+(C) indicated in Statement at para(II)(a) above}

