


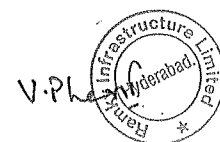
(1)(a) STATEMENT SHOWING SHAREHOLDING PATTERN IN CLAUSE-35			
NAME OF THE COMPANY:RAMKY INFRASTRUCTURE LIMITED			
SCRIP CODE:	Name of the Scrip: RAMKY		
533262			
Class of Security:	Equity		
QUARTER ENDED:	31/12/2012		
Partly paid-up shares	No. of partly paid-up shares	As a % of total no. of partly paid-up shares	As a % of total no. of shares of the Company.
Held by promoter/promoter group	0	0	0
Held by Public	0	0	0
<b>Total:</b>	<b>0</b>	<b>0</b>	<b>0</b>
Outstanding convertible securities:	No. of outstanding securities	As a % of total no. of outstanding convertible securities.	As a % of total no. of shares of the Company assuming full conversion of the convertible securities
Held by promoter/promoter group	0	0	0
Held by Public	0	0	0
<b>Total:</b>	<b>0</b>	<b>0</b>	<b>0</b>
Warrants:	No. of warrants	As a % of total no. of warrants	As a % of total no. of shares of the Company, assuming full conversion of warrants
Held by promoter/promoter group	0	0	0
Held by Public	0	0	0
<b>Total:</b>	<b>0</b>	<b>0</b>	<b>0</b>
<b>Total paid-up capital of the Company, assuming full conversion of warrants and convertible securities</b>	<b>57197791</b>	<b>0</b>	<b>100.00</b>



V.R. Reddy

## (I)(a) Statement showing Shareholding Pattern

Name of the Company : RAMKY INFRASTRUCTURE LIMITED								
Scrip Code: 533262					Dated 31.12.2012			
CATEGORY CODE	CATEGORY OF SHAREHOLDER	NO OF SHAREHOLDERS	TOTAL NUMBER OF SHARES	NO OF SHARES HELD IN DEMATERIALIZED FORM	TOTAL SHAREHOLDING AS A % OF TOTAL NO OF SHARES		SHARES PLEDGE OR OTHERWISE ENCUMBERED	
					AS a PERCENTAGE of (A+B)	As a PERCENTAGE of (A+B+C)	NUMBER OF SHARES	AS a PERCENTAGE
(I)	(II)	(III)	(IV)	(V)	(VI)	(VII)	(VIII)	(IX)=(VIII)/(IV)*100
(A)	PROMOTER AND PROMOTER GROUP							
(1)	INDIAN							
(a)	Individual /HUF	11	38531152	38531152	67.36	67.36	4509542	11.70
(b)	Central Government/State Government(s)	0	0	0	0.00	0.00	0	0.00
(c)	Bodies Corporate	1	225000	225000	0.39	0.39	0	0.00
(d)	Financial Institutions / Banks	0	0	0	0.00	0.00	0	0.00
(e)	Others	0	0	0	0.00	0.00	0	0.00
	<b>Sub-Total A(1) :</b>	<b>12</b>	<b>38756152</b>	<b>38756152</b>	<b>67.76</b>	<b>67.76</b>	<b>4509542</b>	<b>11.64</b>
(2)	FOREIGN							
(a)	Individuals (NRIs/Foreign Individuals)	0	0	0	0.00	0.00	0	0.00
(b)	Bodies Corporate	0	0	0	0.00	0.00	0	0.00
(c)	Institutions	0	0	0	0.00	0.00	0	0.00
(d)	Qualified Foreign Investor	0	0	0	0.00	0.00	0	0.00
(e)	Others	0	0	0	0.00	0.00	0	0.00
	<b>Sub-Total A(2) :</b>	<b>0</b>	<b>0</b>	<b>0</b>	<b>0.00</b>	<b>0.00</b>	<b>0</b>	<b>0.00</b>
	<b>Total A=A(1)+A(2)</b>	<b>12</b>	<b>38756152</b>	<b>38756152</b>	<b>67.76</b>	<b>67.76</b>	<b>4509542</b>	<b>11.64</b>
(B)	PUBLIC SHAREHOLDING							
(1)	INSTITUTIONS							
(a)	Mutual Funds /UTI	6	2102412	2102412	3.68	3.68		
(b)	Financial Institutions /Banks	7	635363	635363	1.11	1.11		
(c)	Central Government / State Government(s)	0	0	0	0.00	0.00		
(d)	Venture Capital Funds	1	289356	289356	0.51	0.51		
(e)	Insurance Companies	0	0	0	0.00	0.00		
(f)	Foreign Institutional Investors	7	403871	403871	0.71	0.71		
(g)	Foreign Venture Capital Investors	0	0	0	0.00	0.00		
(h)	Qualified Foreign Investor	0	0	0	0.00	0.00		
(i)	Others	0	0	0	0.00	0.00		
	<b>Sub-Total B(1) :</b>	<b>21</b>	<b>3431002</b>	<b>3431002</b>	<b>6.00</b>	<b>6.00</b>		
(2)	NON-INSTITUTIONS							
(a)	Bodies Corporate	454	2414018	2414018	4.22	4.22		
(b)	Individuals							
	(i) Individuals holding nominal share capital upto Rs.1 lakh	19853	3179796	3125704	5.56	5.56		
	(ii) Individuals holding nominal share capital in excess of Rs.1 lakh	35	3000219	3000219	5.25	5.25		
(c)	Others							
	<b>FOREIGN BODIES</b>	<b>2</b>	<b>5986991</b>	<b>5986991</b>	<b>10.47</b>	<b>10.47</b>		
	H U F	939	262311	262311	0.46	0.46		
	DIRECTORS	2	3210	3210	0.01	0.01		
	NON RESIDENT INDIANS	250	106290	106290	0.19	0.19		
	CLEARING MEMBERS	93	56962	56962	0.10	0.10		
	TRUSTS	4	840	840	0.00	0.00		
(d)	Qualified Foreign Investor	0	0	0	0.00	0.00		
	<b>Sub-Total B(2) :</b>	<b>21632</b>	<b>15010637</b>	<b>14956545</b>	<b>26.24</b>	<b>26.24</b>		
	<b>Total B=B(1)+B(2) :</b>	<b>21653</b>	<b>18441639</b>	<b>18387547</b>	<b>32.24</b>	<b>32.24</b>		
	<b>Total (A+B) :</b>	<b>21665</b>	<b>57197791</b>	<b>57143699</b>	<b>100.00</b>	<b>100.00</b>		
(C)	Shares held by custodians, against which Depository Receipts have been issued							
(1)	Promoter and Promoter Group							
(2)	Public	0	0	0	0.00	0.00		
	<b>GRAND TOTAL (A+B+C) :</b>	<b>21665</b>	<b>57197791</b>	<b>57143699</b>	<b>100.00</b>	<b>0.00</b>	<b>4509542</b>	<b>7.88</b>




(I) Sr.No	(II) Name of the Shareholder	Details of Shares held			Encumbered shares (*)			AS a percentage			AS a % of grand total (A) + (B) + (C) of sub-clause (I)(a)		Details of Warrants		Details of convertible securities		Total Shares (including underlying shares assuming full conversion of warrants and convertible securities) as a % of diluted share capital
		(III) No. of Shares held	(IV) As a % of grand total (A)+(B)+(C)	(V) Pledge Shares	(VI) AS a percentage (VI)=(V)/(III)*100	(VII) AS a % of grand total (A) + (B) + (C) of sub-clause (I)(a)	(VIII) Number of warrants held	(IX) Number of warrants held same class	(X) Number of convertible securities held	(XI) Number of convertible securities of the same class	(XII) Total underlying shares assuming full conversion of warrants and convertible securities) as a % of diluted share capital						
1	ALLA AYODHYA RAMI REDDY	34556122	60.42	4509542	13.05	7.88	0	0.00	0	0.00	0	0.00	0	0.00	60.42		
2	ALLA DAKSHAYANI	18760000	3.28	0	0.00	0.00	0	0.00	0	0.00	0	0.00	0	0.00	3.28		
3	Y R NAGA RAJA	1674480	2.93	0	0.00	0.00	0	0.00	0	0.00	0	0.00	0	0.00	2.93		
4	RAMKY FINANCE AND INVESTMENT PVT LTD	225000	0.39	0	0.00	0.00	0	0.00	0	0.00	0	0.00	0	0.00	0.39		
5	A ISHAAN	180000	0.31	0	0.00	0.00	0	0.00	0	0.00	0	0.00	0	0.00	0.31		
6	SHARAN ALLA	180000	0.31	0	0.00	0.00	0	0.00	0	0.00	0	0.00	0	0.00	0.31		
7	MODUGULA VENUGOPALA REDDY	24000	0.04	0	0.00	0.00	0	0.00	0	0.00	0	0.00	0	0.00	0.04		
8	MODUGULA VASUDEVA REDDY	14700	0.03	0	0.00	0.00	0	0.00	0	0.00	0	0.00	0	0.00	0.03		
9	ALLA RAMAKRISHNA REDDY	12000	0.02	0	0.00	0.00	0	0.00	0	0.00	0	0.00	0	0.00	0.02		
10	Y R NAGAKRISHNA	12000	0.02	0	0.00	0.00	0	0.00	0	0.00	0	0.00	0	0.00	0.02		
11	PERI REDDY ALLA	1250	0.00	0	0.00	0.00	0	0.00	0	0.00	0	0.00	0	0.00	0.00		
12	MADHURANI NAGARAJA YANCHARLA	600	0.00	0	0.00	0.00	0	0.00	0	0.00	0	0.00	0	0.00	0.00		
	TOTAL :	38756152	67.76	4509542	11.64	7.88	0	0.00	0	0.00	0	0.00	0	0.00	67.76		

V. P. Reddy

\* Infrastructure Limited Hyderabad \*


(U)(c)(i) Statement showing holding of securities (including shares, warrants, convertible securities) of persons belonging to the category "Public" and holding more than 1% of the total number of shares

Sr.No.	Name of the shareholder	Number of shares held	Shares as a percentage of total number of shares (i.e., Grant total (A)+(B)+(C) indicated in Statement at para (f)(a) above)	Details of warrants		Details of convertible securities		Total shares (including underlying shares assuming full conversion of warrants and convertible securities) as a % of diluted share capital
				Number of (A)+(B)+(C) warrants held	As a % number of warrants of the same class	Number of convertible securities held	% w.r.t total convertible securities of the same class	
1	ISA 1 HOLDING INFRASTRUCTURE COMPANY P LTD	4155884	7.28	0	0.00	0	0.00	7.28
2	TARA INDIA HOLDINGS A LTD	1821107	3.18	0	0.00	0	0.00	3.18
3	AAADI FINANCIAL ADVISORS LLP	1793898	3.14	0	0.00	0	0.00	3.14
4	UTI MASTER VALUE FUND	683150	1.19	0	0.00	0	0.00	1.19
	<b>TOTAL :</b>	<b>8464039</b>	<b>14.80</b>	<b>0</b>	<b>0.00</b>	<b>0</b>	<b>0.00</b>	<b>14.80</b>



V. Phadnis


(1)(c)(ii) Statement showing holding of securities (including shares, warrants, convertible securities) of persons (together with PAC) belonging to the category "Public" and holding more than 5% of the total number of shares of the company									
Sr.No.	Name(s) of the shareholder(s) and the Persons Acting in Concert (PAC) with them	Number shares held	of Shares as a percentage of total number of shares (i.e., Grant total (A)-(B)-(C) indicated in Statement at para (1)(a) above)	Details of warrants of (A)-(B)-(C) warrants held	of As a % number of warrants of the same class	Number of convertible securities held	of % convertible securities of the same class	Total underlying shares assuming full conversion of warrants and convertible securities) as a % of diluted share capital)	(including shares)
1	SA 1 HOLDING INFRASTRUCTURE COMPANY P LTD	4165884	7.28	0	0.00	0	0.00	0.00	7.28
TOTAL :		4165884	7.28	0	0.00	0	0.00	0.00	7.28



STATEMENT SHOWING DETAILS OF LOCKED-IN SHARES"			
(I)(d)	Name of the shareholder	Number of locked in shares	Locked-in shares as a (%) percentage of total number of shares {i.e, Grand Total (A)+(B)+(C) Indicated in Statement at para (I)(a) above}
1	ALLA AYODHYA RAMI REDDY	10906810	19.07
2	Y R NAGA RAJA	532748	0.93
			PROMOTER/PROMOTER GROUP
			PROMOTER/PROMOTER GROUP
	<b>TOTAL :</b>	<b>11439558</b>	<b>20.00</b>

STATEMENT SHOWING DETAILS OF DEPOSITORY RECEIPTS (DRS)			
(II)(a)	Type of outstanding (ADRs,GDRs,SDRs,etc.)	DR Number of outstanding DRs	Number of shares underlying outstanding DRs
			Shares underlying outstanding DRs as a percentage of total number of shares {i.e., Grand Total (A)+(B)+(C) indicated in Statement at Para(I)(a) above}
	<b>TOTAL :</b>	<b>0</b>	<b>0</b>

STATEMENT showing Holding of Depository Receipts (DRs), where underlying shares held by "Promoter/Promoter group" are in excess of			
(II)(b)	Name of the DR Holder	Type of outstanding DR (ADRs,GDRs,SDRs, etc.)	Number of shares underlying outstanding DRs
			Shares underlying outstanding DRs as a percentage of total number of shares {i.e., Grand Total (A)+(B)+(C) indicated in Statement at para(I)(a) above}
	<b>TOTAL :</b>		<b>0</b>



V.P.H.